UTC(MIKE) Atomic Bulletin 2026-11

VTT MIKES Metrology monthly Time & Frequency bulletin.
Comments and questions to: time "at" vtt.fi
Date of publication: 2026-11-18 (61362)
Circular-T issues used for analysis: 461, 462, 463, 464, 465, 466,
First day of analysis interval: 2026-05-04 (61164)
Last day of analysis interval: 2026-10-31 (61344)
ClockData for analysis: CDMI__26.05_, CDMI__26.06_, CDMI__26.07_, CDMI__26.08_, CDMI__26.09_, CDMI__26.10_,
The Atomic Bulletin is archived at: https://monitor.mikes.fi/ftp/atomic_bulletin/

Notes

60979 (2025-10-31) AHM3 frequency adjustment +4e-12 at 13:52 UTC.
60983 (2025-11-04) High temperature in maser room.
61041 (2026-01-01) Report MHM1 (1412084) ClockData to BIPM
61083 (2026-02-12) AB2026-02: analyze MHM1, AHM3 rebooted 2026-02-02
61110 (2026-03-11) AB2026-03: 4 month analysis interval. First MHM1 rate value.
61175 (2026-05-15) AB2026-05: 6 month analysis interval.
61195 (2026-06-04) High temperature in maser room.
61232 (2026-07-11) AB2026-07: 5 month analysis interval. MHM1 non-zero TAI weight.
61294 (2026-09-11) UTC(MIKE) HROG steering based on MIKES-Sr+1 data.
61297 (2026-09-14) AHM3 anomaly due to H-source jump.

UTC-UTC(MIKE) as reported in Circular-T

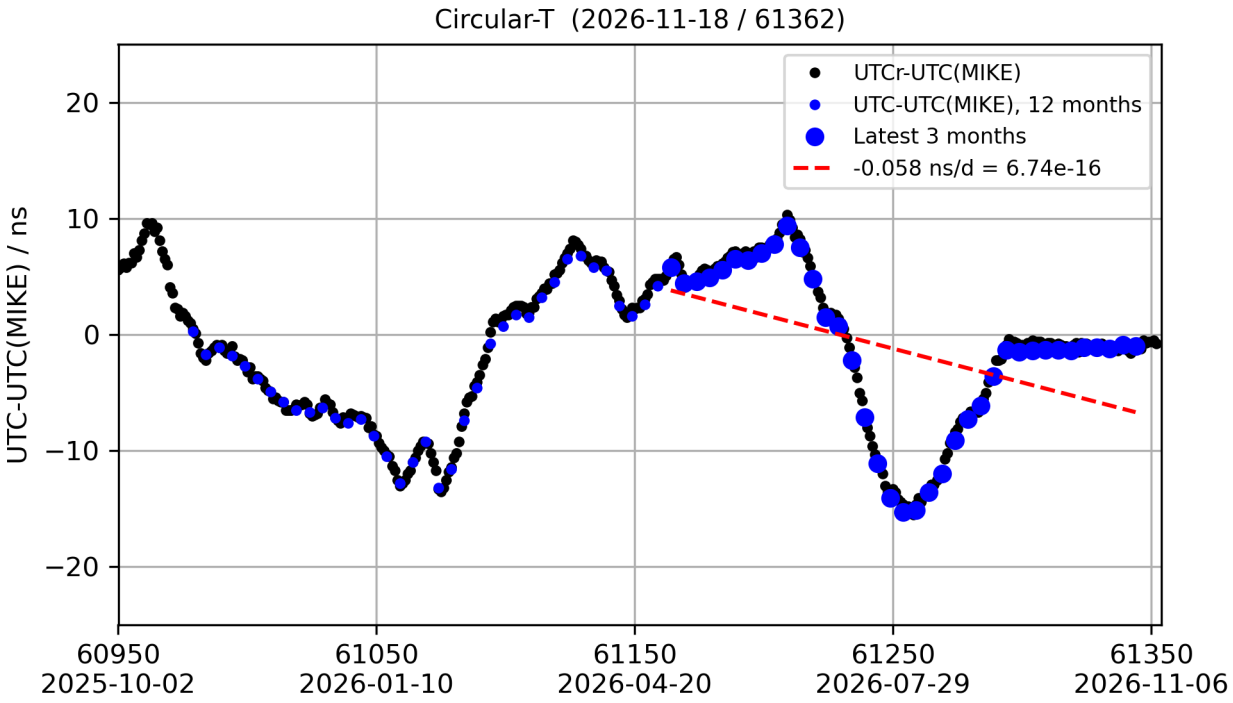

UTC-UTC(MIKE) is available on 5 day intervals on MJD dates ending with 4 or 9. Values are published monthly by the BIPM in Circular-T.

Clock Rates - Summary

Clock rates as reported by the BIPM in the monthly r-report.

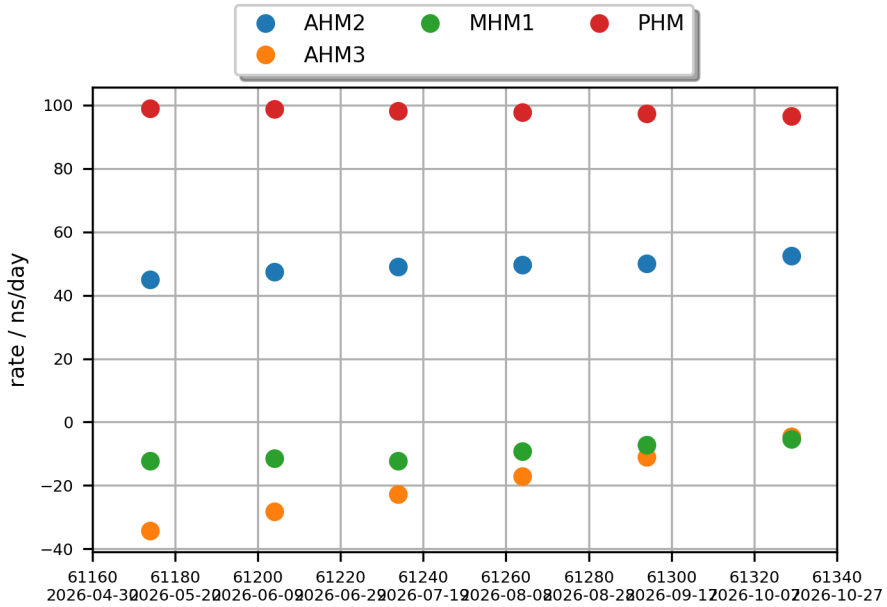

UTC - AHM2 Fit

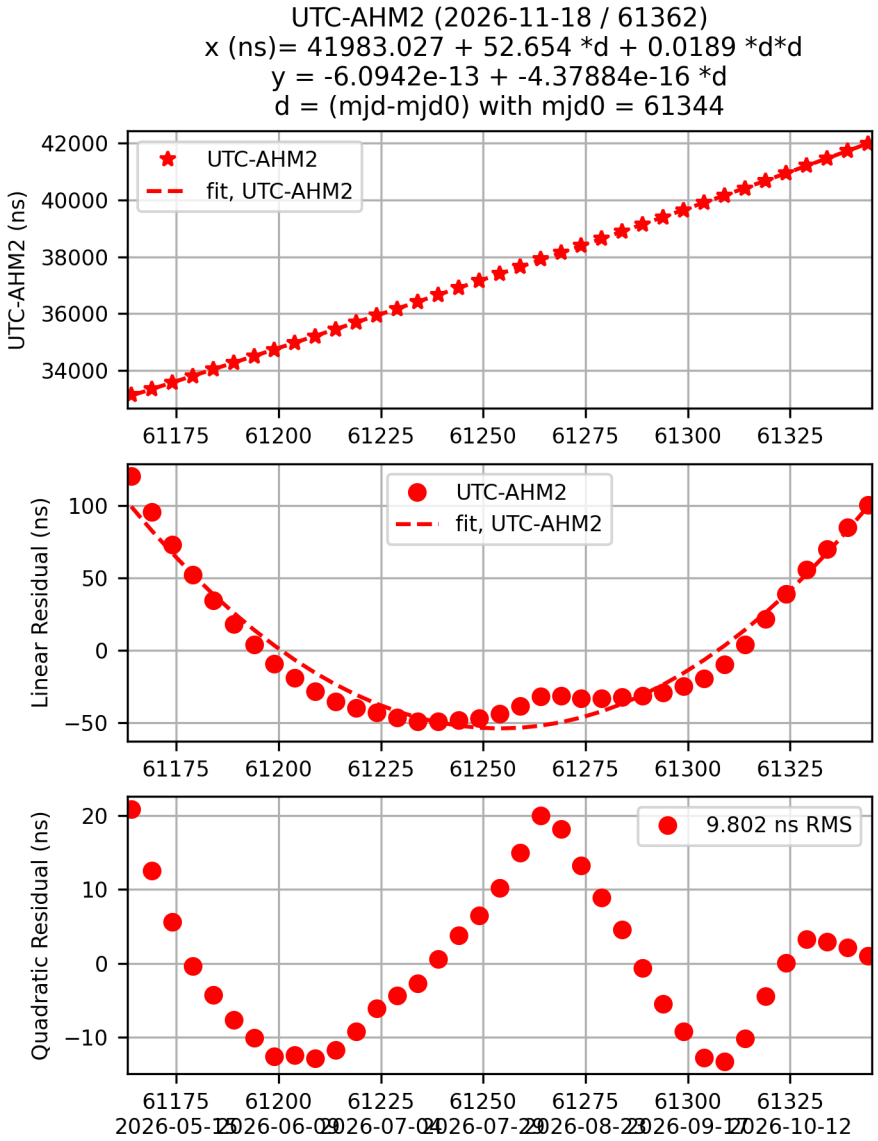
UTC-AHM2 (2026-11-18 / 61362)
x (ns)= 41983.027 + 52.654 *d + 0.0189 *d*d
y = -6.0942e-13 + -4.37884e-16 *d
d = (mjd-mjd0) with mjd0 = 61344
UTC-AHM2
fit, UTC-AHM2
UTC-AHM2 (ns)
Linear Residual (ns)
Quadratic Residual (ns)
9.802 ns RMS
61175
61200
61225
61250
61275
61300
61325
2026-05-15
2026-06-09
2026-07-04
2026-07-29
2026-08-23
2026-09-17
2026-10-12

AHM2 Rate and Drift

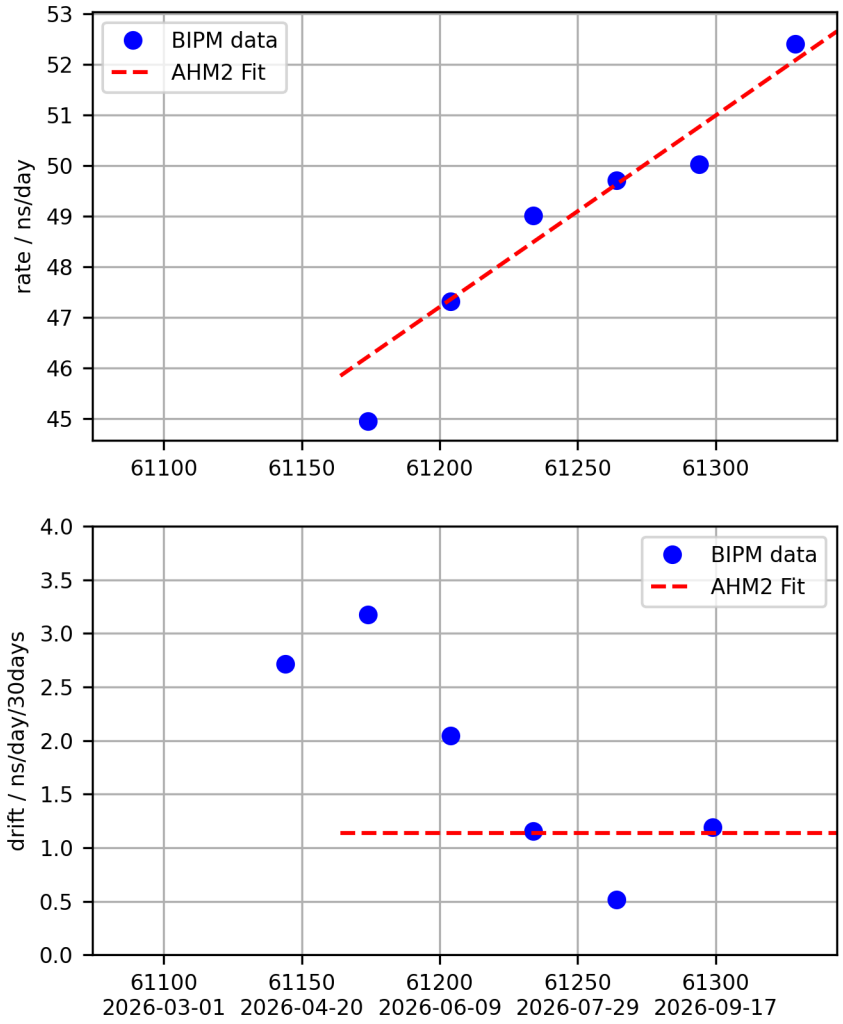

UTC - AHM3 Fit

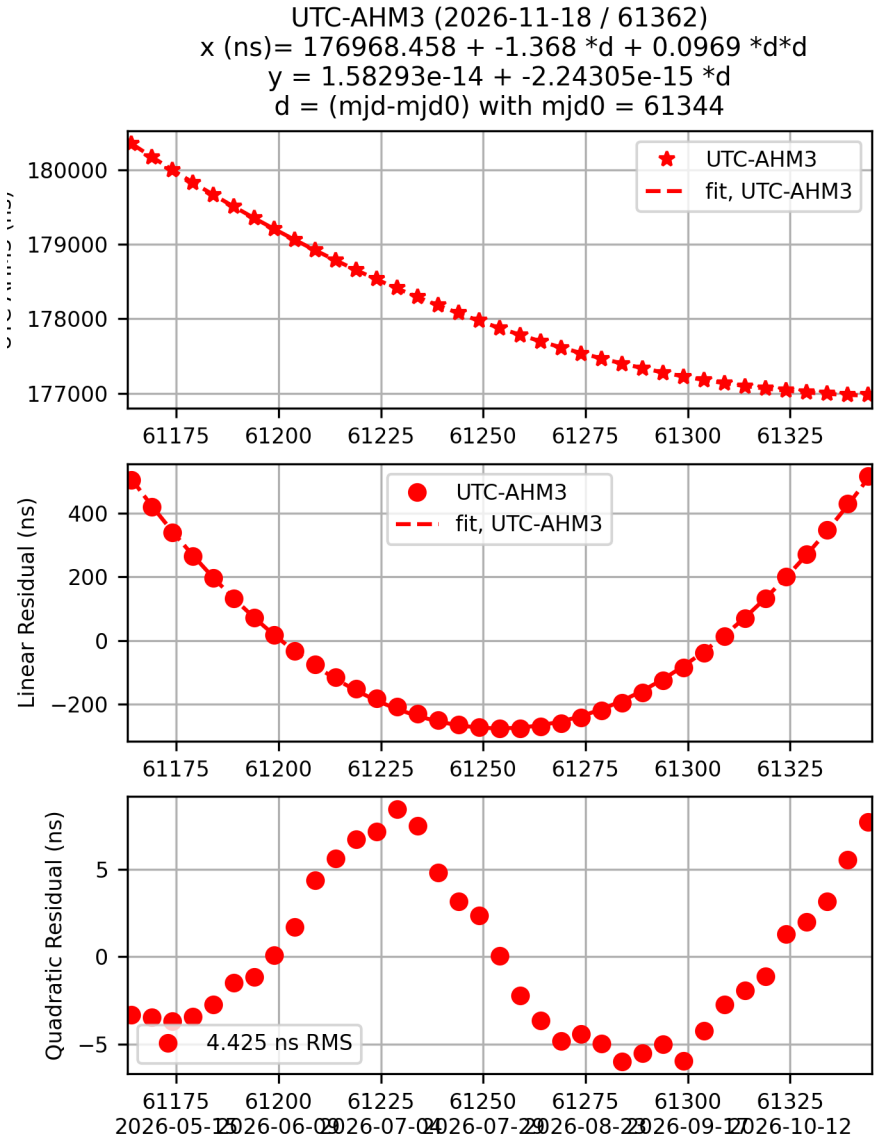
UTC-AHM3 (2026-11-18 / 61362)
x (ns)= 176968.458 + -1.368 *d + 0.0969 *d*d
y = 1.58293e-14 + -2.24305e-15 *d
d = (mjd-mjd0) with mjd0 = 61344
UTC-AHM3
fit, UTC-AHM3
180000
179000
178000
177000
61175
61200
61225
61250
61275
61300
61325
Linear Residual (ns)
400
200
0
−200
Quadratic Residual (ns)
5
0
−5
4.425 ns RMS
2026-05-15
2026-06-09
2026-07-04
2026-07-29
2026-08-23
2026-09-17
2026-10-12

AHM3 Rate and Drift

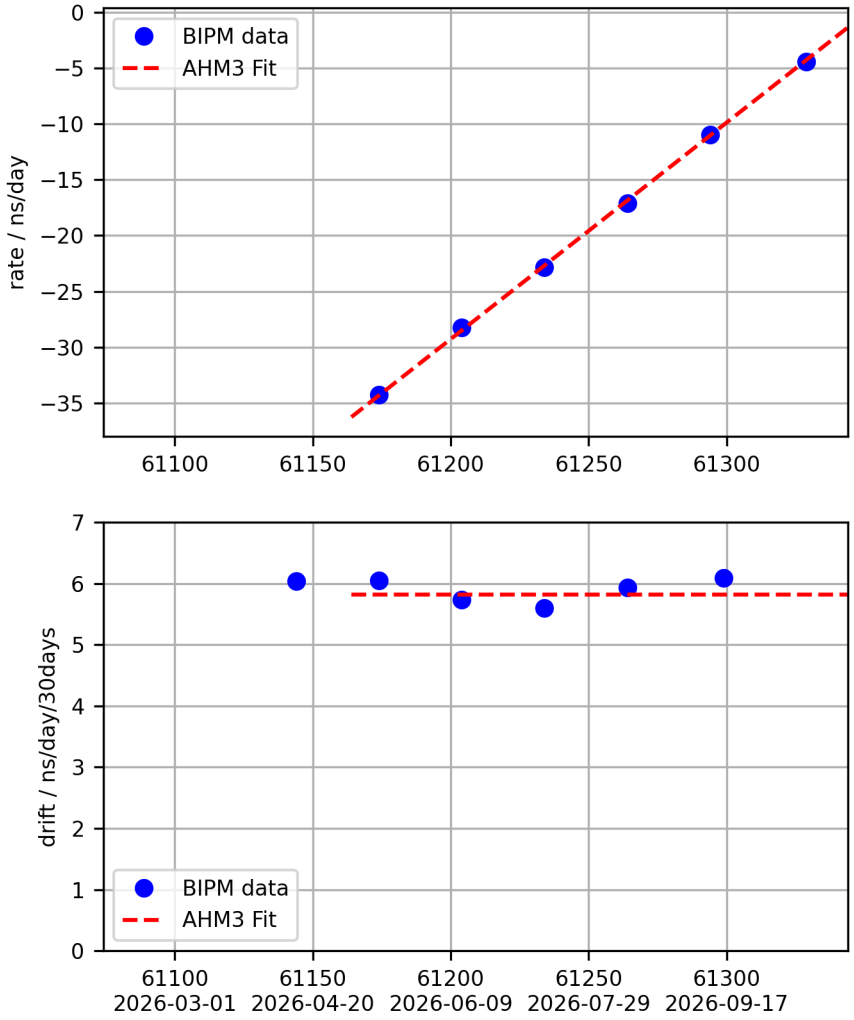

UTC - MHM1 Fit

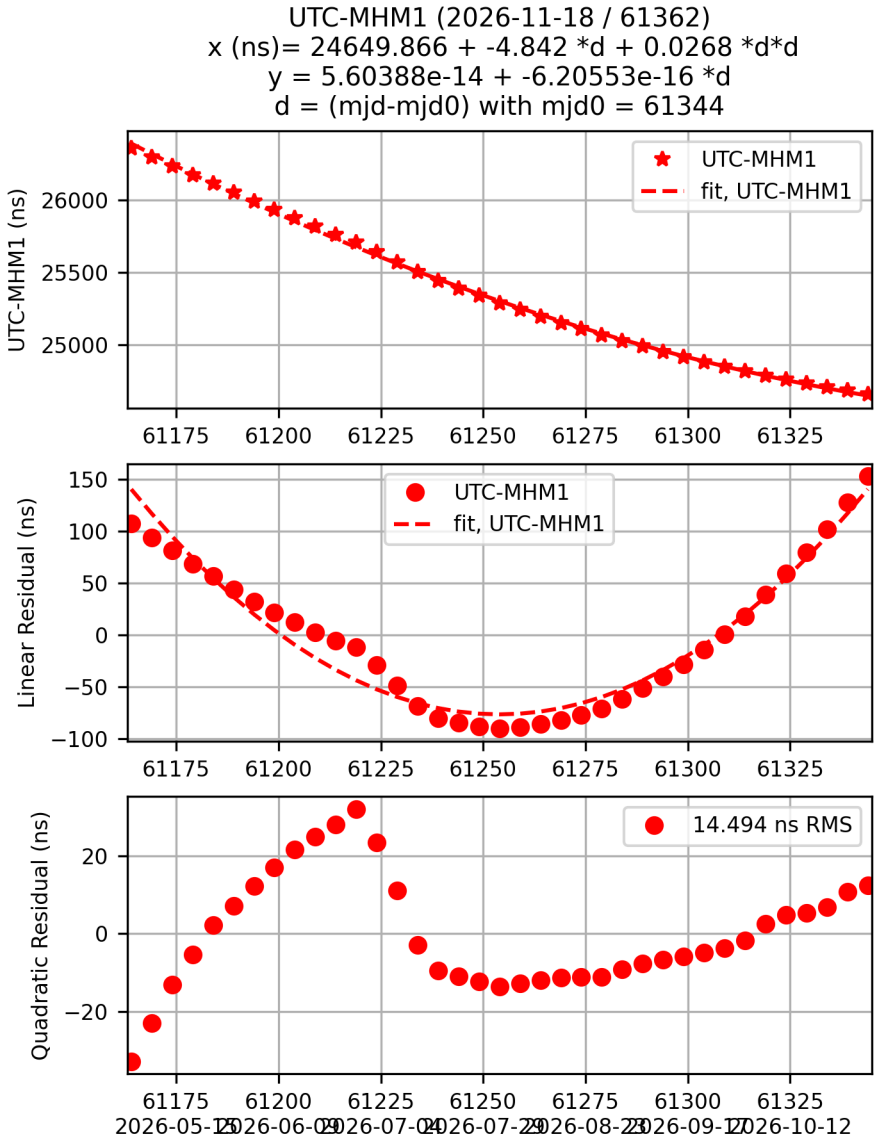
UTC-MHM1 (2026-11-18 / 61362)
x (ns)= 24649.866 + -4.842 *d + 0.0268 *d*d
y = 5.60388e-14 + -6.20553e-16 *d
d = (mjd-mjd0) with mjd0 = 61344
UTC-MHM1
fit, UTC-MHM1
UTC-MHM1 (ns)
Linear Residual (ns)
Quadratic Residual (ns)
14.494 ns RMS
61175
61200
61225
61250
61275
61300
61325
2026-05-15
2026-06-09
2026-07-04
2026-07-29
2026-08-23
2026-09-17
2026-10-12

MHM1 Rate and Drift

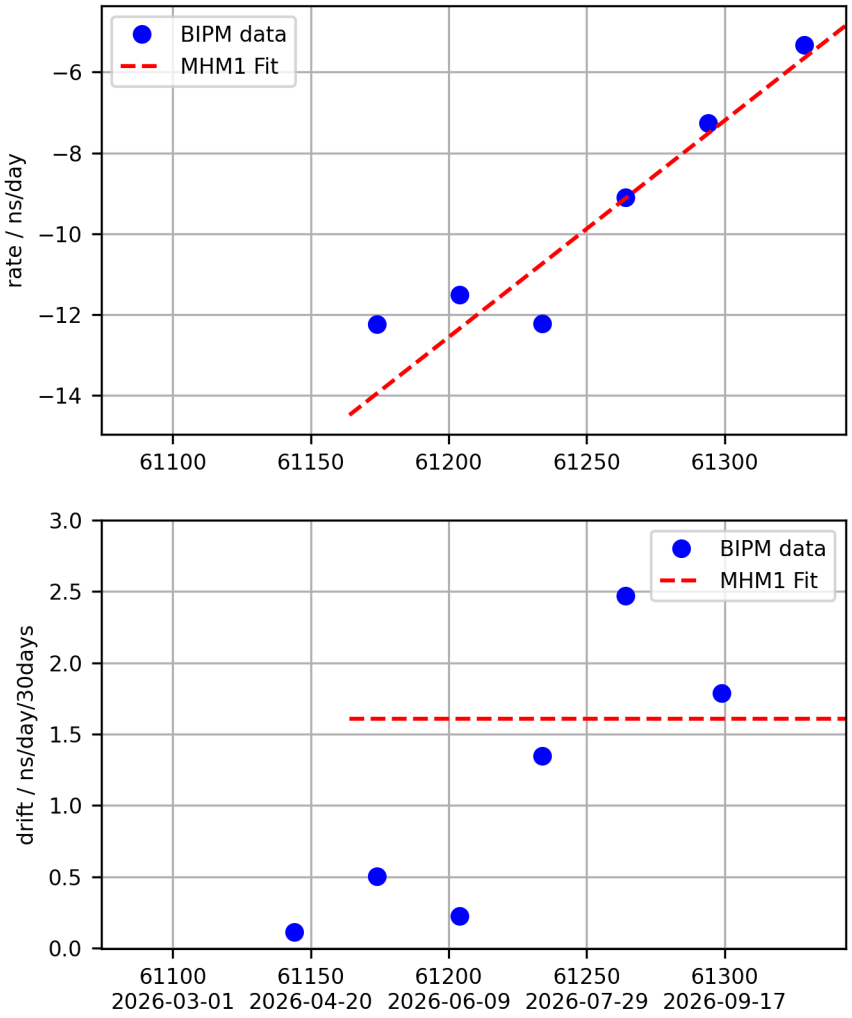

UTC - PHM Fit

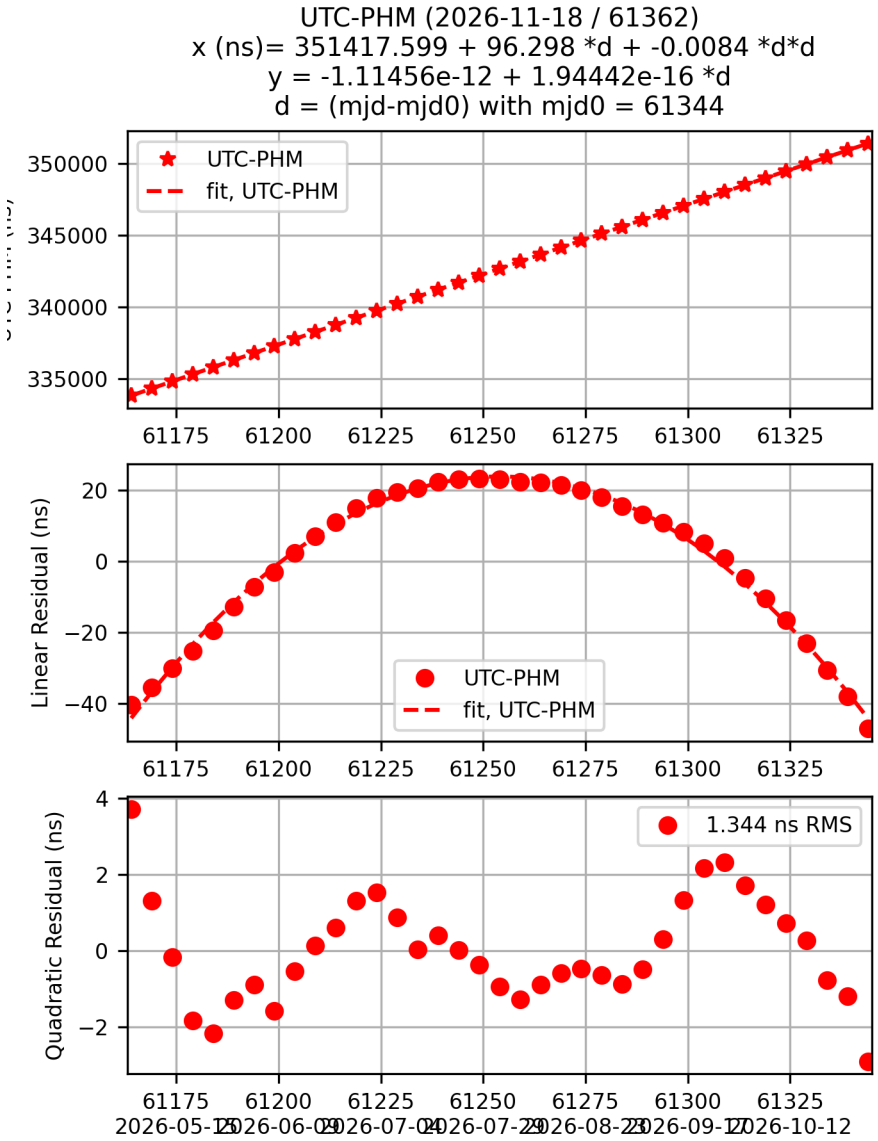
UTC-PHM (2026-11-18 / 61362)
x (ns)= 351417.599 + 96.298 *d + -0.0084 *d*d
y = -1.11456e-12 + 1.94442e-16 *d
d = (mjd-mjd0) with mjd0 = 61344
UTC-PHM
fit, UTC-PHM
350000
345000
340000
335000
Linear Residual (ns)
20
0
−20
−40
Quadratic Residual (ns)
4
2
0
−2
1.344 ns RMS
61175
61200
61225
61250
61275
61300
61325
2026-05-15
2026-06-09
2026-07-04
2026-07-29
2026-08-23
2026-09-17
2026-10-12

PHM Rate and Drift

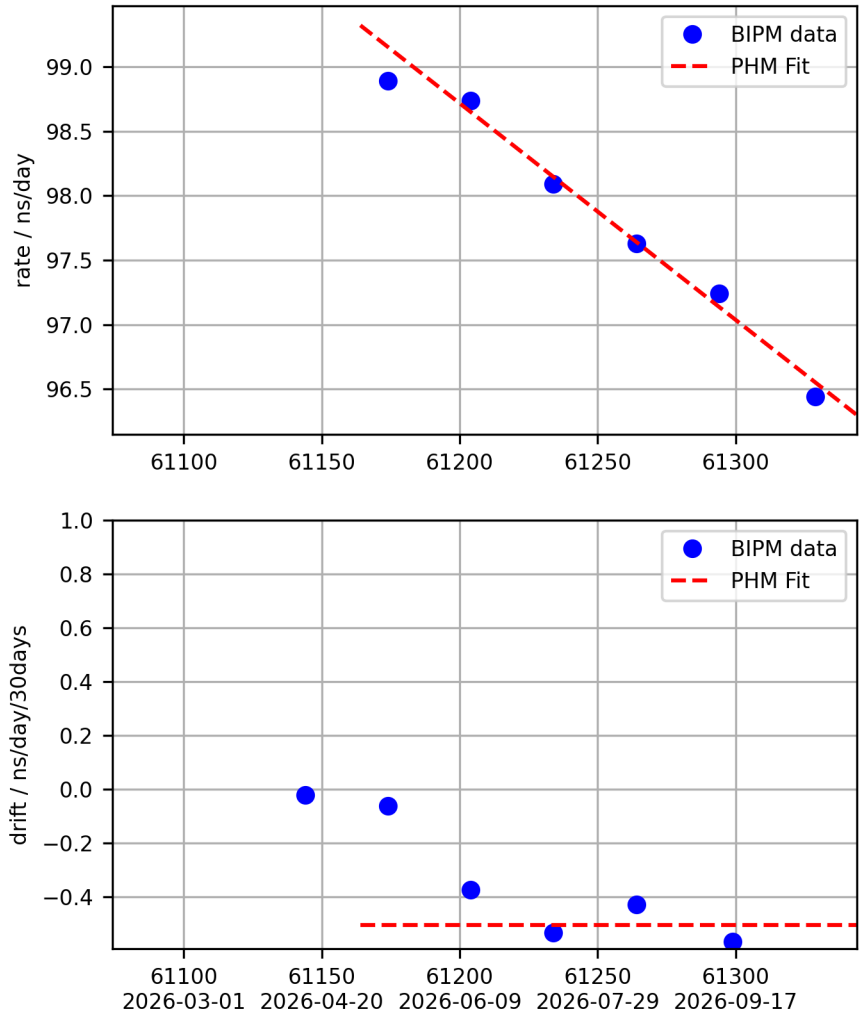

VTT MIKES Clock Weights

RELATIVE WEIGHTS (IN PERCENT) OF THE CLOCKS FOR INTERVALS OF ONE MONTH ENDING AT THE GIVEN DATES

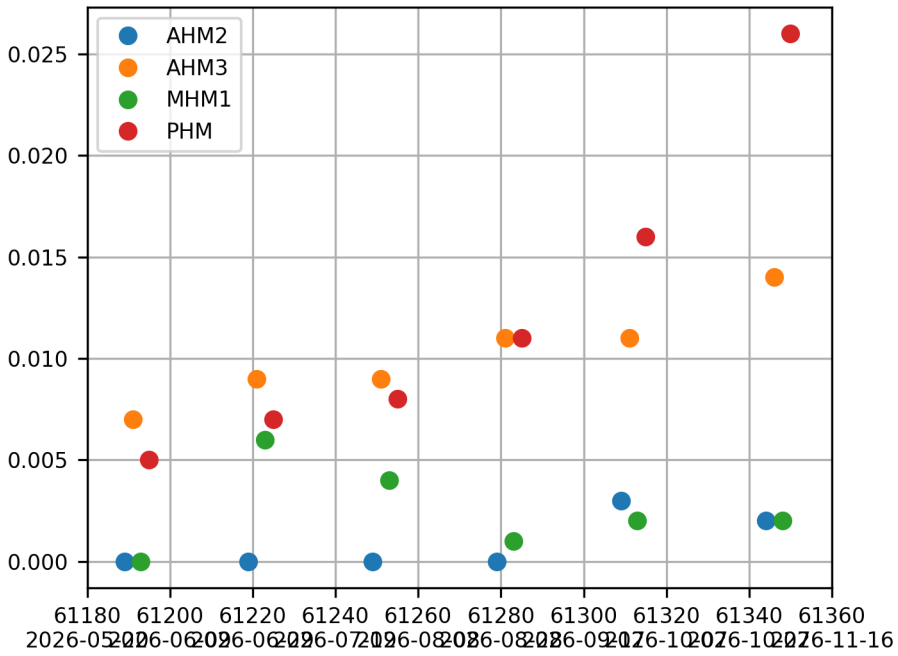

Clock Weights per Laboratory

Relative TAI Weight per laboratory

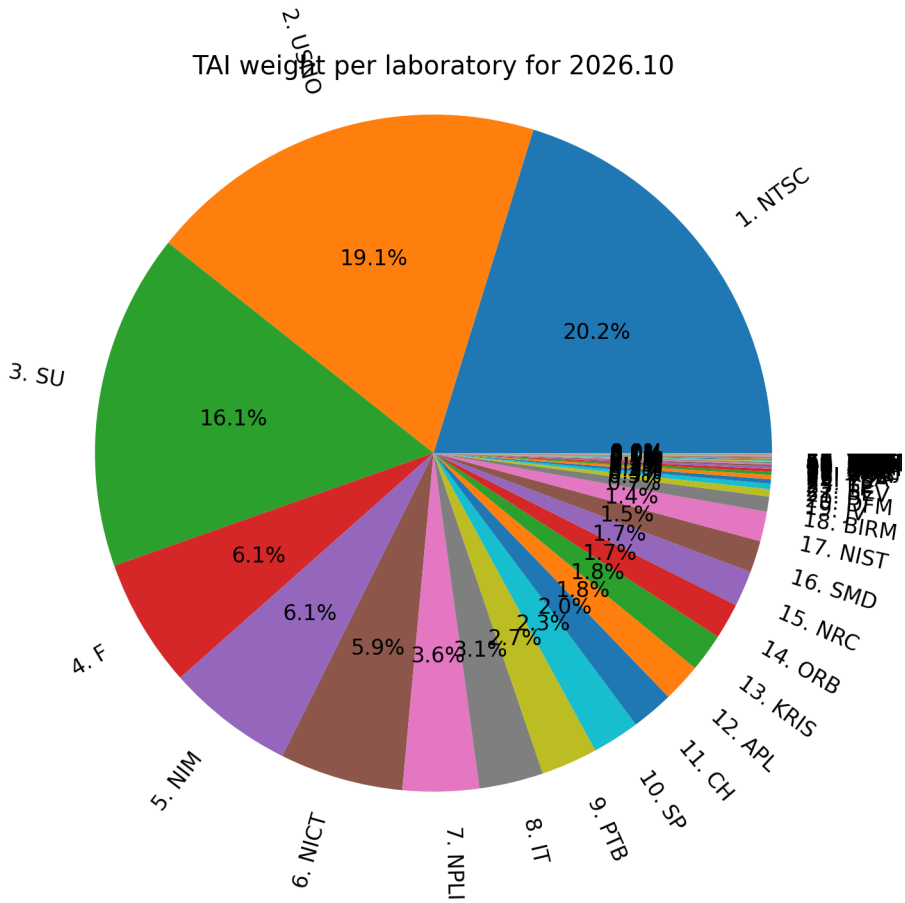

Weight-file for 2026.10
Number of clocks 408
Number of labs 69
Number of clock types 12
Sum of weights per lab 100.013, Sum of weights per clock type 100.013
Weight Clock Type
0.922 35 MICROSEMI 5071A HIGH PERFORMANCE TUBE.
60.687 40 UNSPECIFIED HYDROGEN MASER
31.953 41 HYDROGEN MASER
0.068 36 MICROSEMI 5071A LOW/STANDARD PERFORMANCE TUBE
0.000 18 MICROSEMI Cs 4000
0.002 22 OSCILLOQUARTZ OSA 3230B/3235B
0.073 32 OSCILLOQUARTZ OSA 3300-SHP
0.023 44 Other clocks
0.014 42 Commercial Rubidium clock
0.021 38 Chengdu Spaceon Electronics Company TA1000
6.243 93 GROUND-STATE HYPERFINETRANSITION OF 87 Rb
0.007 92 GROUND-STATE HYPERFINE TRANSITION OF 133 Cs

Rank	Weight	Lab
1	20.234	NTSC
2	19.100	USNO
3	16.073	SU
4	6.148	F
5	6.086	NIM
6	5.896	NICT
7	3.646	NPLI
8	3.059	IT
9	2.702	PTB
10	2.265	SP
11	2.007	CH
12	1.842	APL
13	1.827	KRIS
14	1.712	ORB
15	1.708	NRC
16	1.514	SMD
17	1.420	NIST
18	0.719	BIRM
19	0.347	JV
20	0.263	DFM
21	0.209	BY
22	0.205	BEV
23	0.150	TP
24	0.138	TL
25	0.111	PL
26	0.086	ESA
27	0.067	VSL
28	0.060	ROA
29	0.052	UME
30	0.044	MIKE
31	0.038	ONRJ
32	0.034	SCL
33	0.028	JATC
34	0.027	IMBH
35	0.017	NIMT
36	0.017	NPL
37	0.016	AUS
38	0.015	KZ
39	0.015	CNM
40	0.014	HKO
41	0.014	UAE

NTP Usage Statistics

Number of unique IPv4 addresses using our public NTP-servers.

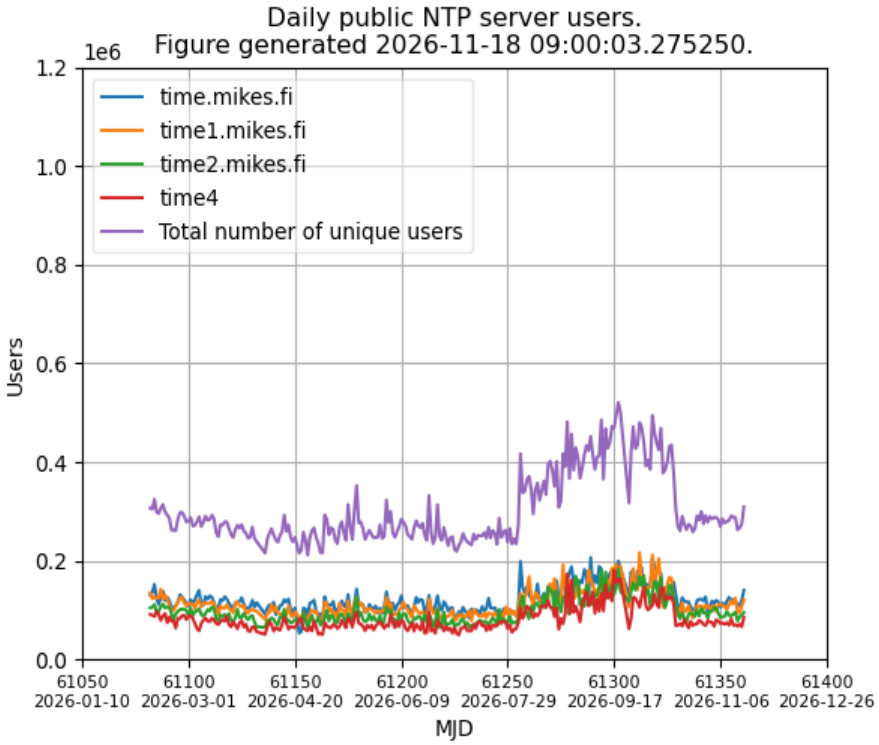

End of Bulletin.