

UTC(MIKE) Atomic Bulletin 2026-05

VTT MIKES Metrology monthly Time & Frequency bulletin.

Comments and questions to: time "at" vtt.fi

Date of publication: 2026-05-15 (61175)

Circular-T issues used for analysis: [455](#), [456](#), [457](#), [458](#), [459](#), [460](#),

First day of analysis interval: 2025-11-05 (60984)

Last day of analysis interval: 2026-04-29 (61159)

ClockData for analysis: [CDMI 25.11](#), [CDMI 25.12](#), [CDMI 26.01](#), [CDMI 26.02](#), [CDMI 26.03](#), [CDMI 26.04](#),

The Atomic Bulletin is archived at: https://monitor.mikes.fi/ftp/atomic_bulletin/

Notes

60845 (2025-06-19) AB2025-06: fit to 6 months. set steering to +20ns/60days = -3.8e-15.

60871 (2025-07-15) AB2025-07: keep steering +20ns/60days = -3.8e-15.

60898 (2025-08-11) AB2025-08: keep steering +20ns/60days = -3.8e-15.

60919 (2025-09-01) set steering to zero.

60923 (2025-09-05) set steering +8e-15.

60979 (2025-10-31) AHM3 frequency adjustment +4e-12 at 13:52 UTC.

60983 (2025-11-04) High temperature in maser room.

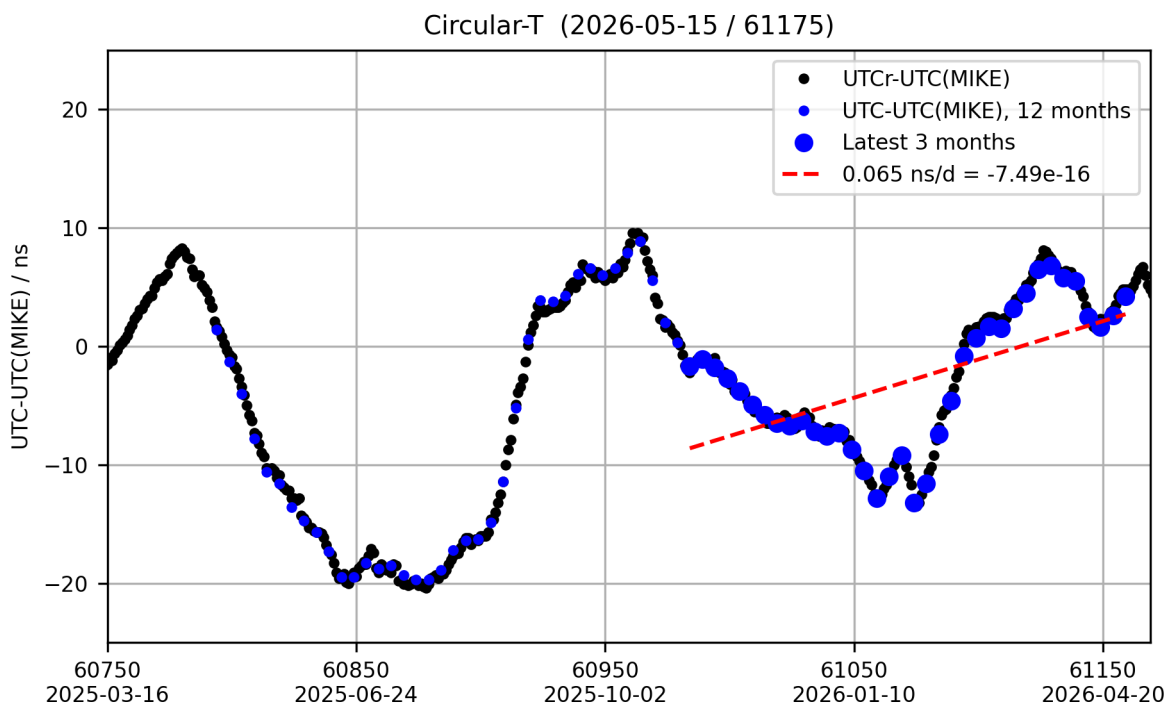
61041 (2026-01-01) Report MHM1 (1412084) ClockData to BIPM

61083 (2026-02-12) AB2026-02: analyze MHM1, AHM3 rebooted 2026-02-02

61110 (2026-03-11) AB2026-03: 4 month analysis interval. First MHM1 rate value.

61175 (2026-05-15) AB2026-05: 6 month analysis interval.

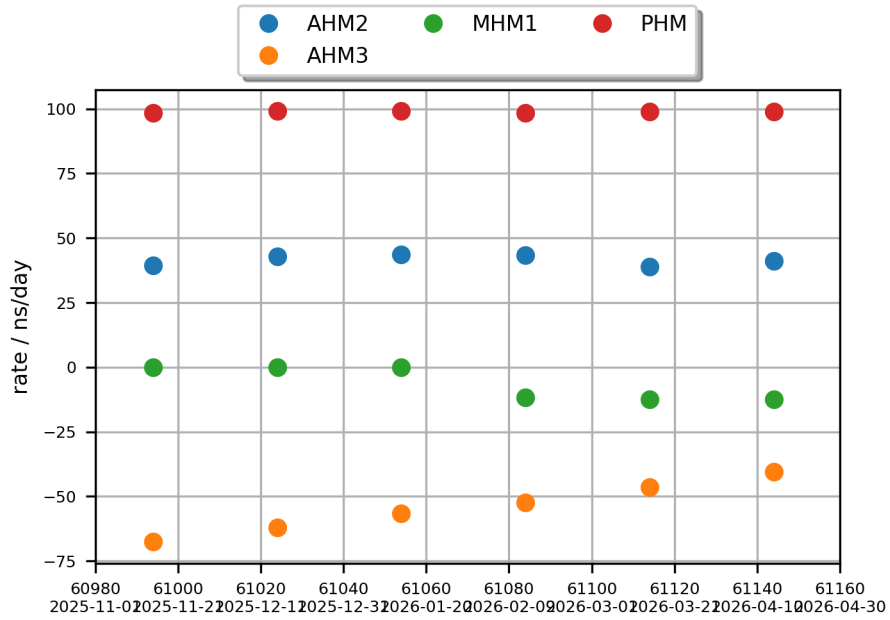
UTC-UTC(MIKE) as reported in Circular-T



UTC-UTC(MIKE) is available on 5 day intervals on MJD dates ending with 4 or 9. Values are published monthly by the BIPM in Circular-T.

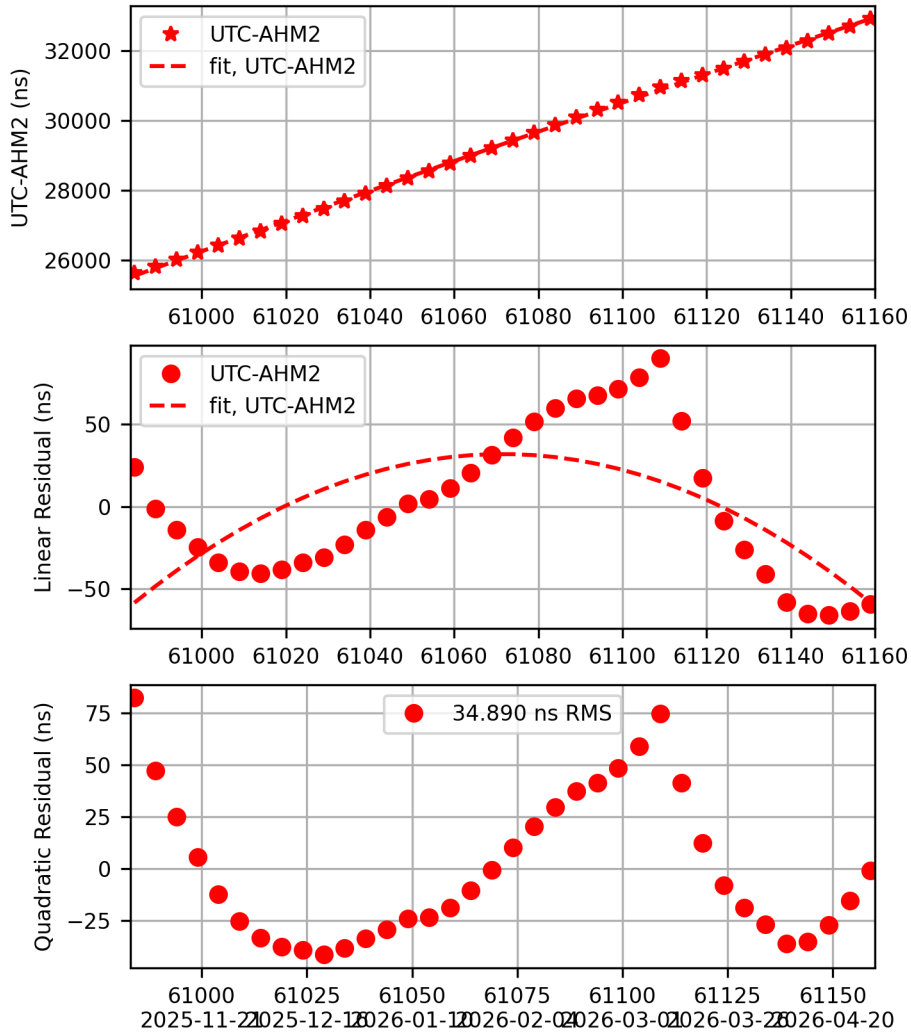
Clock Rates - Summary

Clock rates as reported by the BIPM in the monthly r-report.

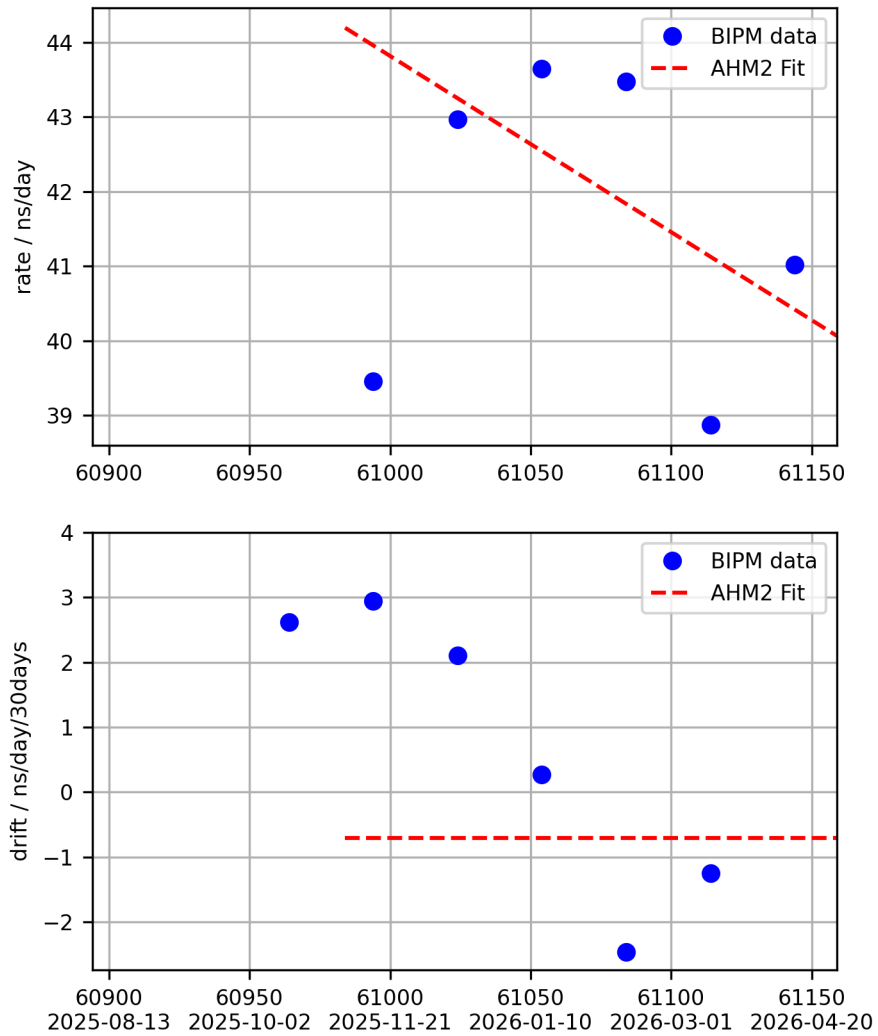


UTC - AHM2 Fit

UTC-AHM2 (2026-05-15 / 61175)
 $x \text{ (ns)} = 32920.859 + 40.066 * d + -0.0118 * d*d$
 $y = -4.63731e-13 + 2.73181e-16 * d$
 $d = (\text{mjd} - \text{mjd0}) \text{ with mjd0} = 61159$

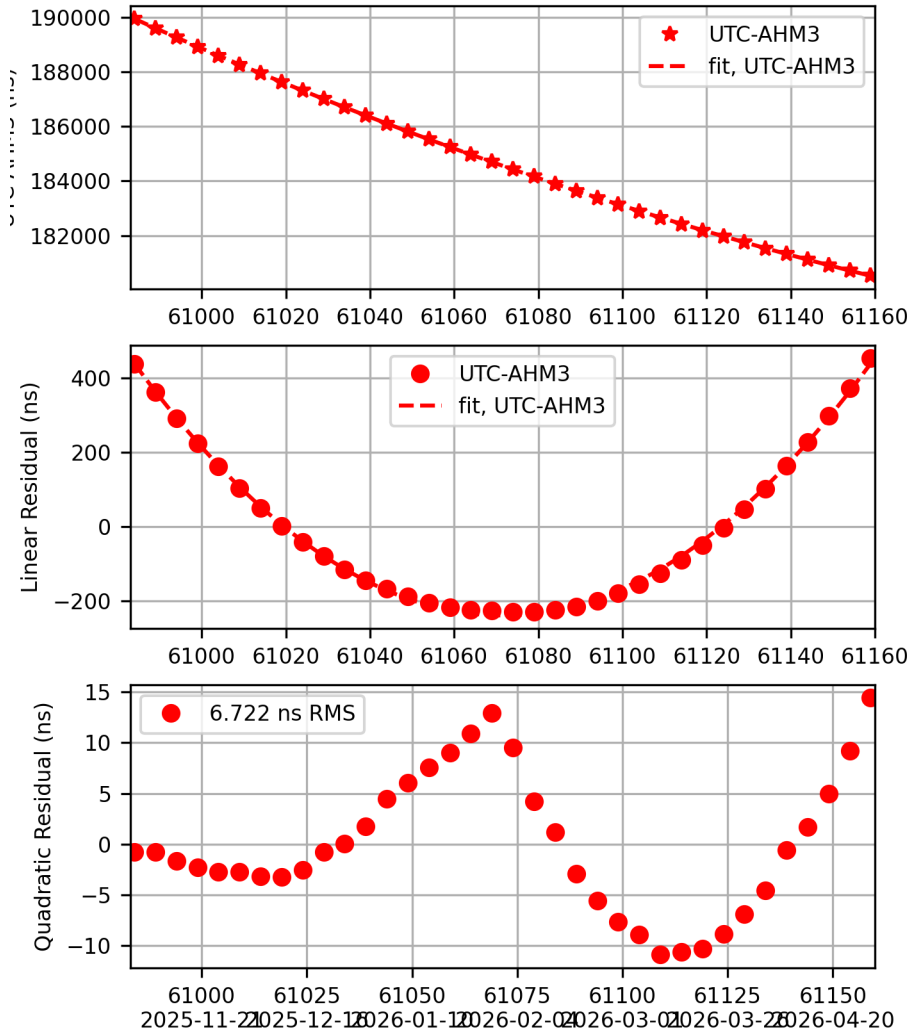


AHM2 Rate and Drift

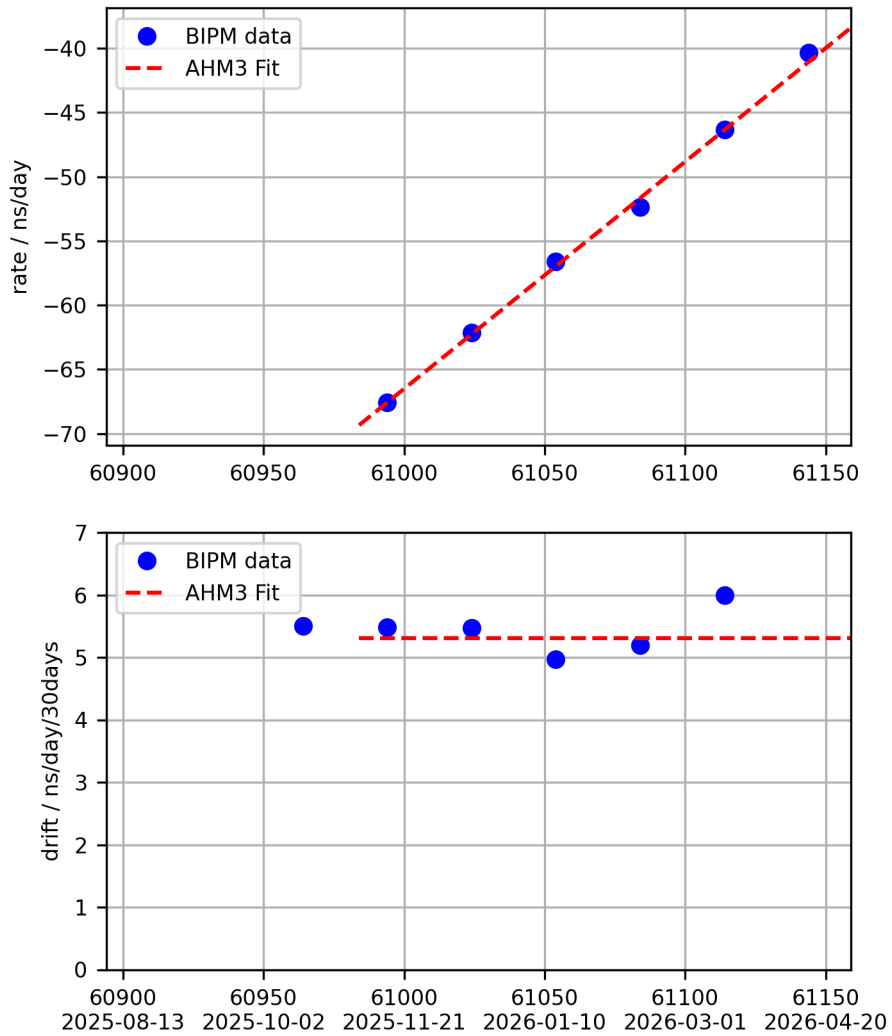


UTC - AHM3 Fit

UTC-AHM3 (2026-05-15 / 61175)
 $x \text{ (ns)} = 180520.635 + -38.402 *d + 0.0884 *d*d$
 $y = 4.44466e-13 + -2.04661e-15 *d$
 $d = (\text{mjd}-\text{mjd0}) \text{ with mjd0} = 61159$

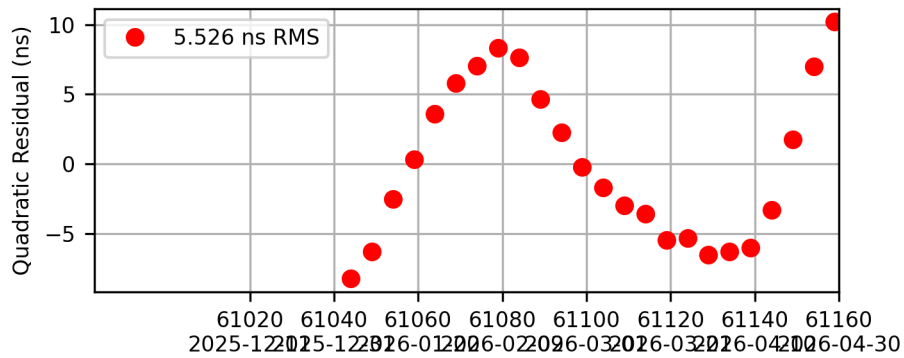
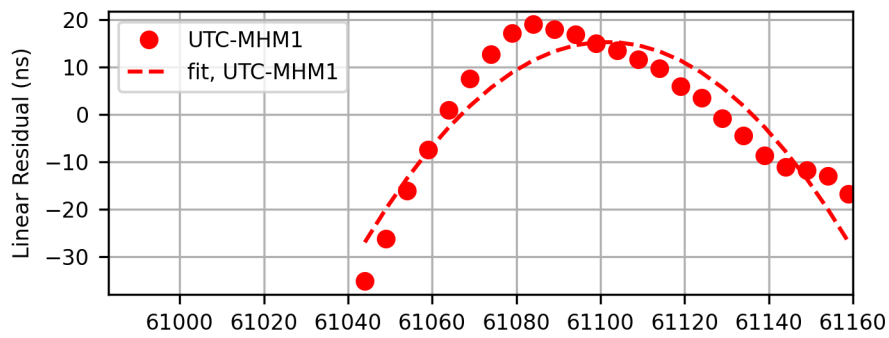
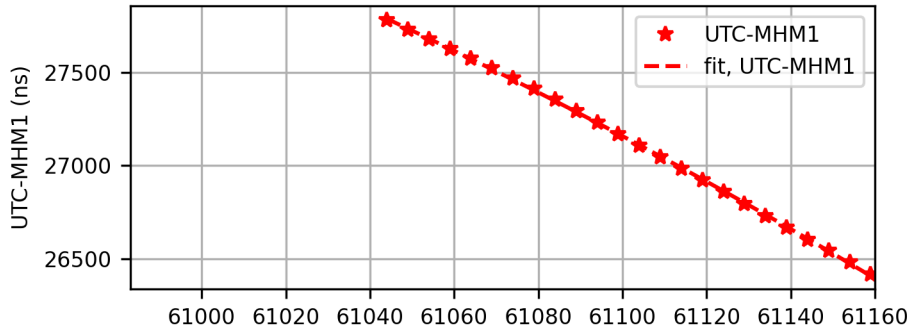


AHM3 Rate and Drift

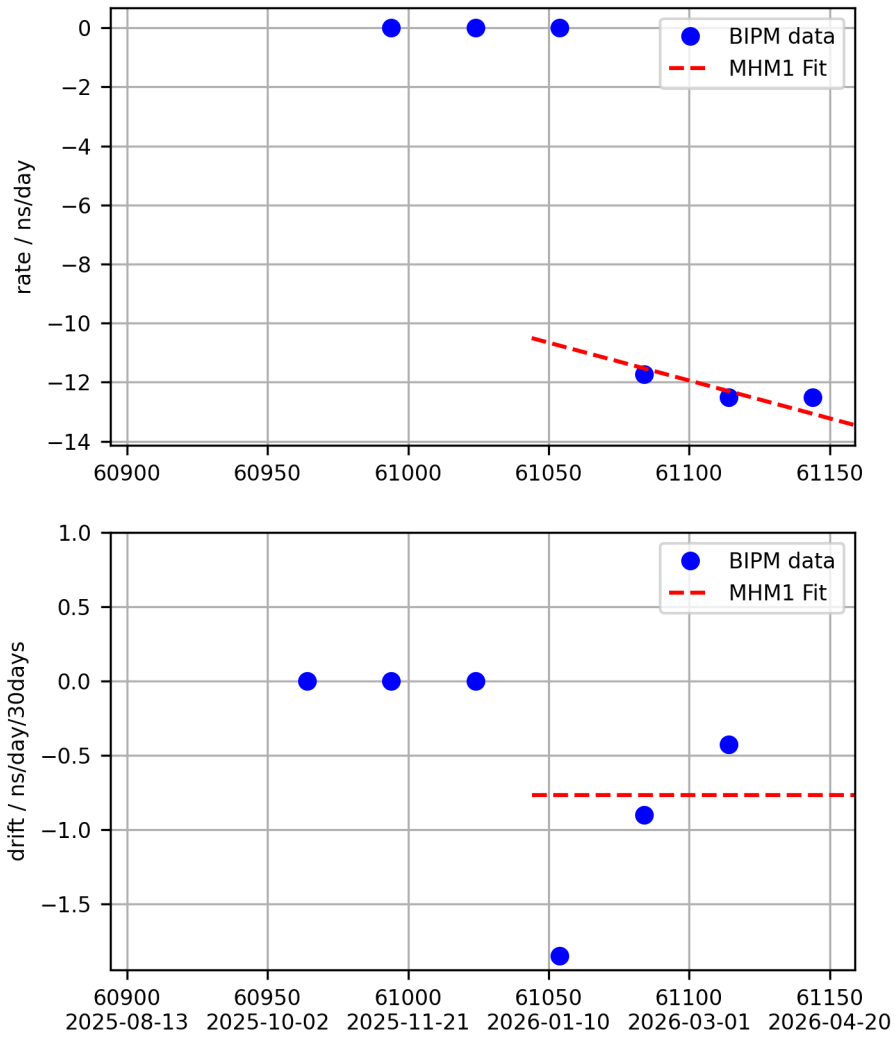


UTC - MHM1 Fit

UTC-MHM1 (2026-05-15 / 61175)
 $x \text{ (ns)} = 26408.886 + -13.453 *d + -0.0128 *d*d$
 $y = 1.55703e-13 + 2.96686e-16 *d$
 $d = (\text{mjd}-\text{mjd0}) \text{ with mjd0} = 61159$

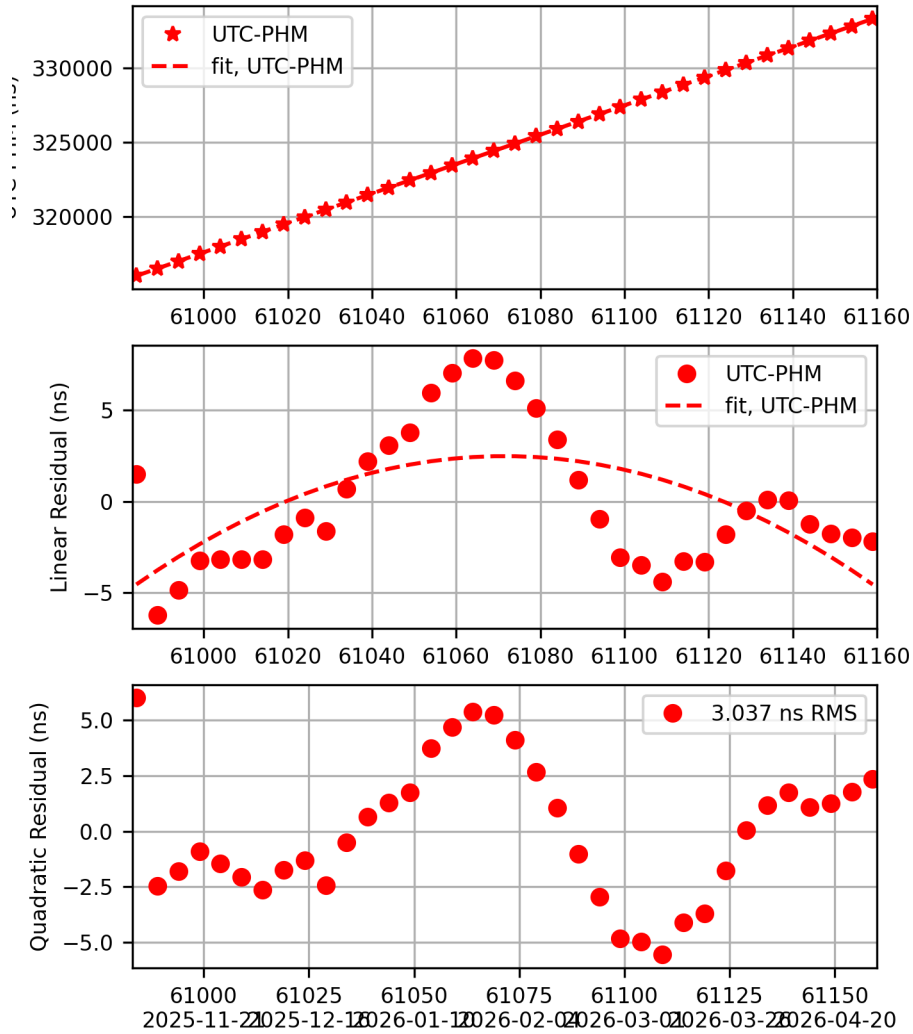


MHM1 Rate and Drift

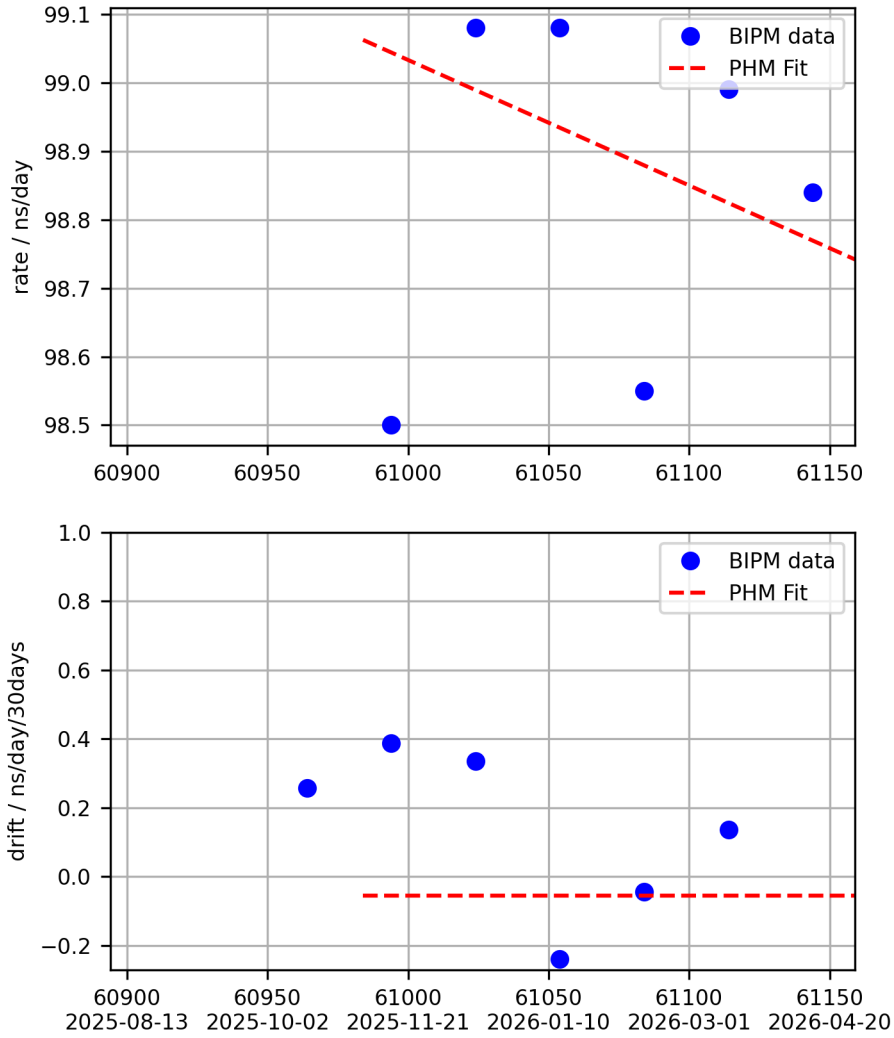


UTC - PHM Fit

UTC-PHM (2026-05-15 / 61175)
 $x \text{ (ns)} = 333319.242 + 98.742 * d + -0.0009 * d * d$
 $y = -1.14285e-12 + 2.11906e-17 * d$
 $d = (\text{mjd} - \text{mjd0}) \text{ with mjd0} = 61159$

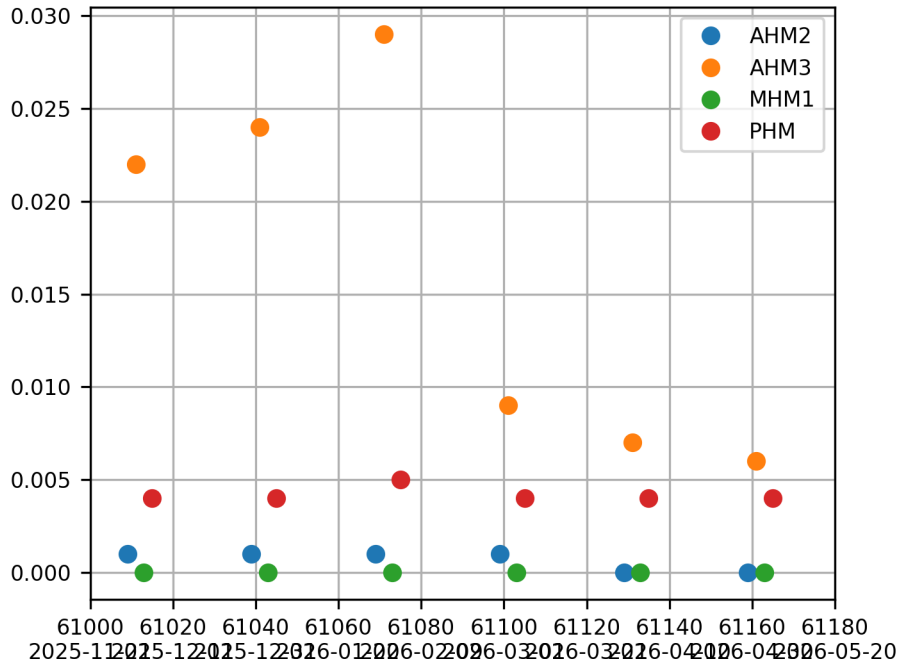


PHM Rate and Drift



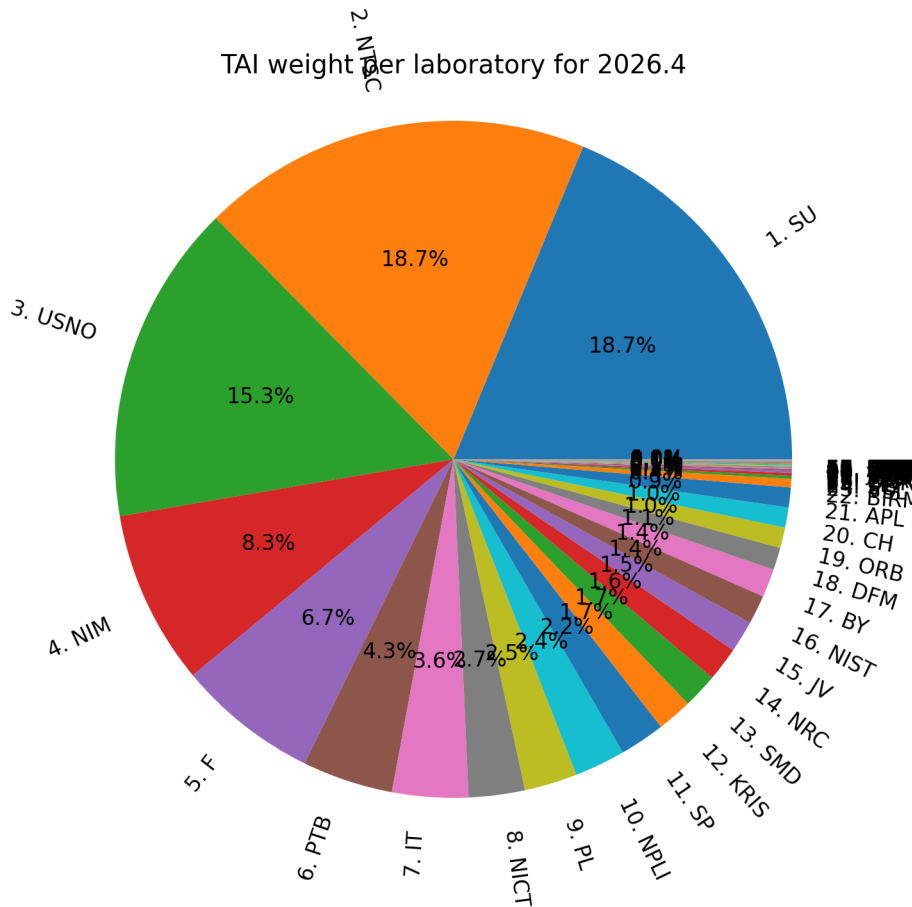
VTT MIKES Clock Weights

RELATIVE WEIGHTS (IN PERCENT) OF THE CLOCKS FOR INTERVALS OF ONE MONTH ENDING AT THE GIVEN DATES



Clock Weights per Laboratory

Relative TAI Weight per laboratory



Weight-file for 2026.04
Number of clocks 410
Number of labs 67
Number of clock types 12
Sum of weights per lab 100.000, Sum of weights per clock type 100.000
Weight Clock Type
0.716 35 MICROSEMI 5071A HIGH PERFORMANCE TUBE.
61.155 40 UNSPECIFIED HYDROGEN MASER
31.804 41 HYDROGEN MASER
0.054 36 MICROSEMI 5071A LOW/STANDARD PERFORMANCE TUBE
0.000 18 MICROSEMI Cs 4000
0.001 22 OSCILLOQUARTZ OSA 3230B/3235B
0.064 32 OSCILLOQUARTZ OSA 3300-SHP
0.000 44 Other clocks
0.000 37 OSCILLOQUARTZ OSA 3300
0.008 38 Chengdu Spaceon Electronics Company TA1000
6.190 93 GROUND-STATE HYPERFINETRANSITION OF 87 Rb
0.008 92 GROUND-STATE HYPERFINE TRANSITION OF 133 Cs

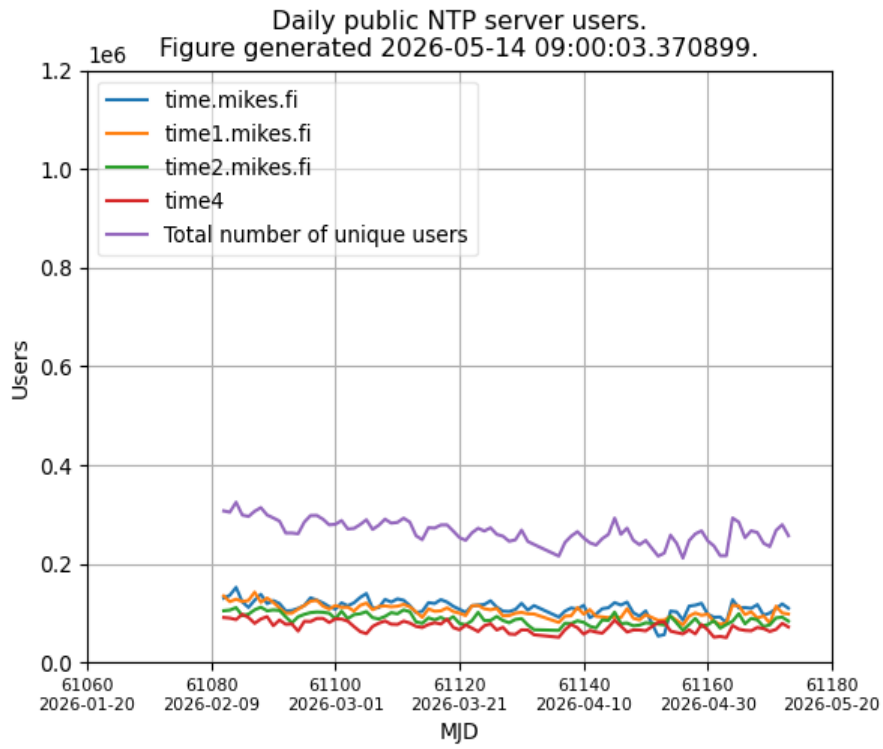
UTC(MIKE) Atomic Bulletin 2026-05

Rank Weight Lab

1 18.741 SU
2 18.651 NTSC
3 15.302 USNO
4 8.318 NIM
5 6.746 F
6 4.324 PTB
7 3.630 IT
8 2.679 NICT
9 2.521 PL
10 2.428 NPLI
11 2.158 SP
12 1.672 KRIS
13 1.665 SMD
14 1.634 NRC
15 1.508 JV
16 1.386 NIST
17 1.351 BY
18 1.067 DFM
19 0.988 ORB
20 0.959 CH
21 0.945 APL
22 0.407 BIRM
23 0.146 VSL
24 0.129 SG
25 0.106 TL
26 0.075 ONRJ
27 0.063 ESA
28 0.060 ROA
29 0.058 SCL
30 0.045 TP
31 0.026 BEV
32 0.026 KZ
33 0.024 JATC
34 0.020 IMBH
35 0.020 NPL
36 0.018 MSL
37 0.014 DTAG
38 0.013 NIMT
39 0.010 INPL
40 0.010 MIKE
41 0.008 HKO

NTP Usage Statistics

Number of unique IPv4 addresses using our public NTP-servers.



End of Bulletin.