

UTC(MIKE) Atomic Bulletin 2026-04

VTT MIKES Metrology monthly Time & Frequency bulletin.

Comments and questions to: time "at" vtt.fi

Date of publication: 2026-04-15 (61145)

Circular-T issues used for analysis: [455](#), [456](#), [457](#), [458](#), [459](#),

First day of analysis interval: 2025-11-05 (60984)

Last day of analysis interval: 2026-03-30 (61129)

ClockData for analysis: [CDMI 25.11](#), [CDMI 25.12](#), [CDMI 26.01](#), [CDMI 26.02](#), [CDMI 26.03](#),

The Atomic Bulletin is archived at: https://monitor.mikes.fi/ftp/atomic_bulletin/

Notes

60536 (2024-08-14) AB2024-08: set steering to zero.

60845 (2025-06-19) AB2025-06: fit to 6 months. set steering to +20ns/60days = -3.8e-15.

60871 (2025-07-15) AB2025-07: keep steering +20ns/60days = -3.8e-15.

60898 (2025-08-11) AB2025-08: keep steering +20ns/60days = -3.8e-15.

60919 (2025-09-01) set steering to zero.

60923 (2025-09-05) set steering +8e-15.

60979 (2025-10-31) AHM3 frequency adjustment +4e-12 at 13:52 UTC.

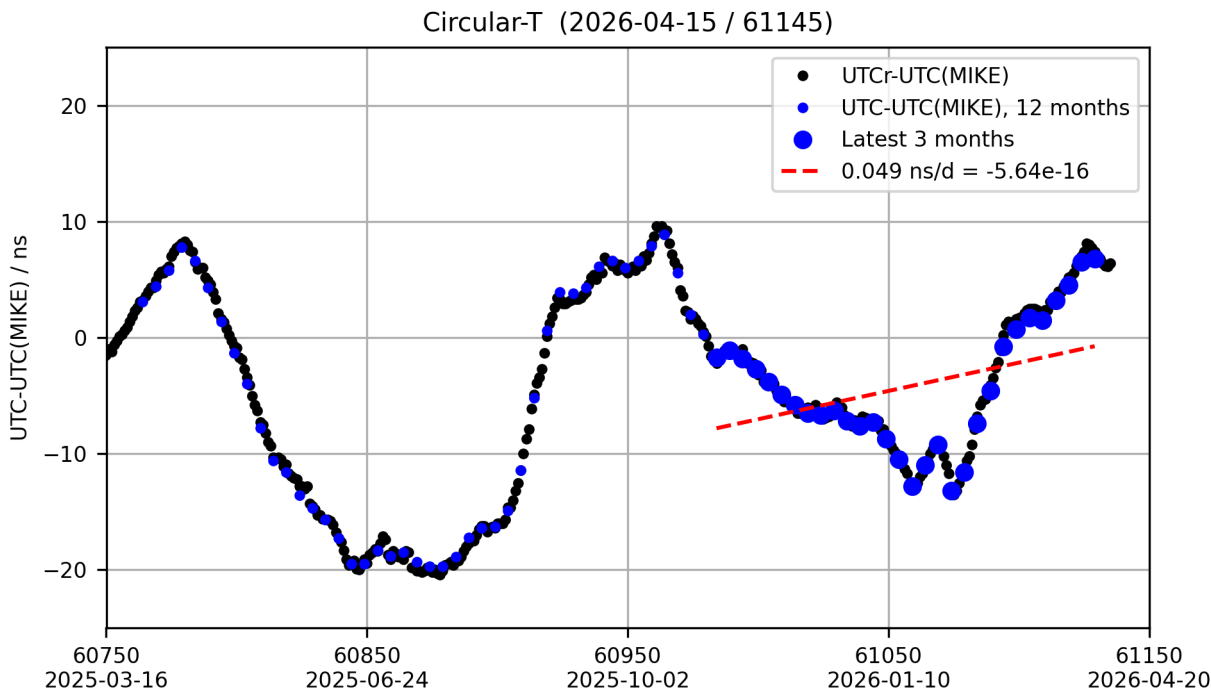
60983 (2025-11-04) High temperature in maser room.

61041 (2026-01-01) Report MHM1 (1412084) ClockData to BIPM

61083 (2026-02-12) AB2026-02: analyze MHM1, AHM3 rebooted 2026-02-02

61110 (2026-03-11) AB2026-03: 4 month analysis interval. First MHM1 rate value.

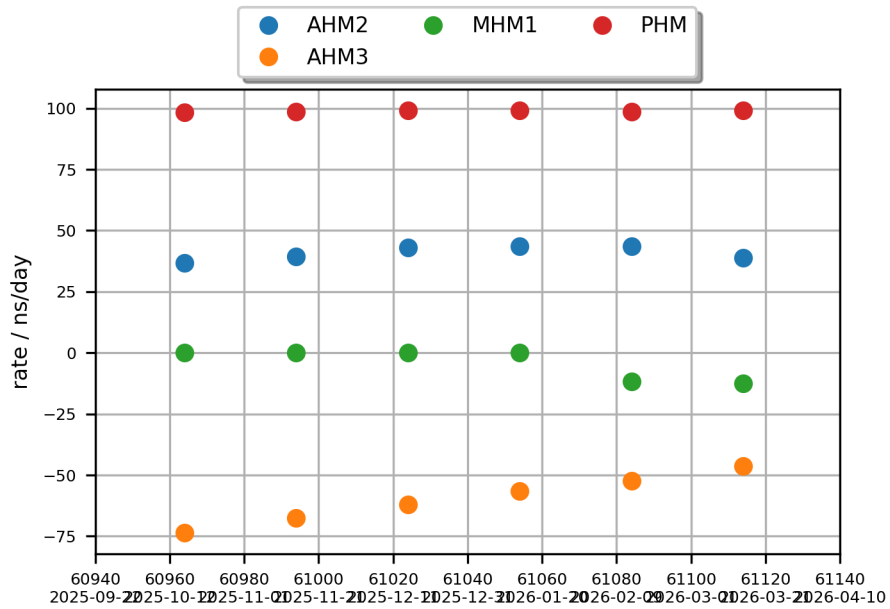
UTC-UTC(MIKE) as reported in Circular-T



UTC-UTC(MIKE) is available on 5 day intervals on MJD dates ending with 4 or 9. Values are published monthly by the BIPM in Circular-T.

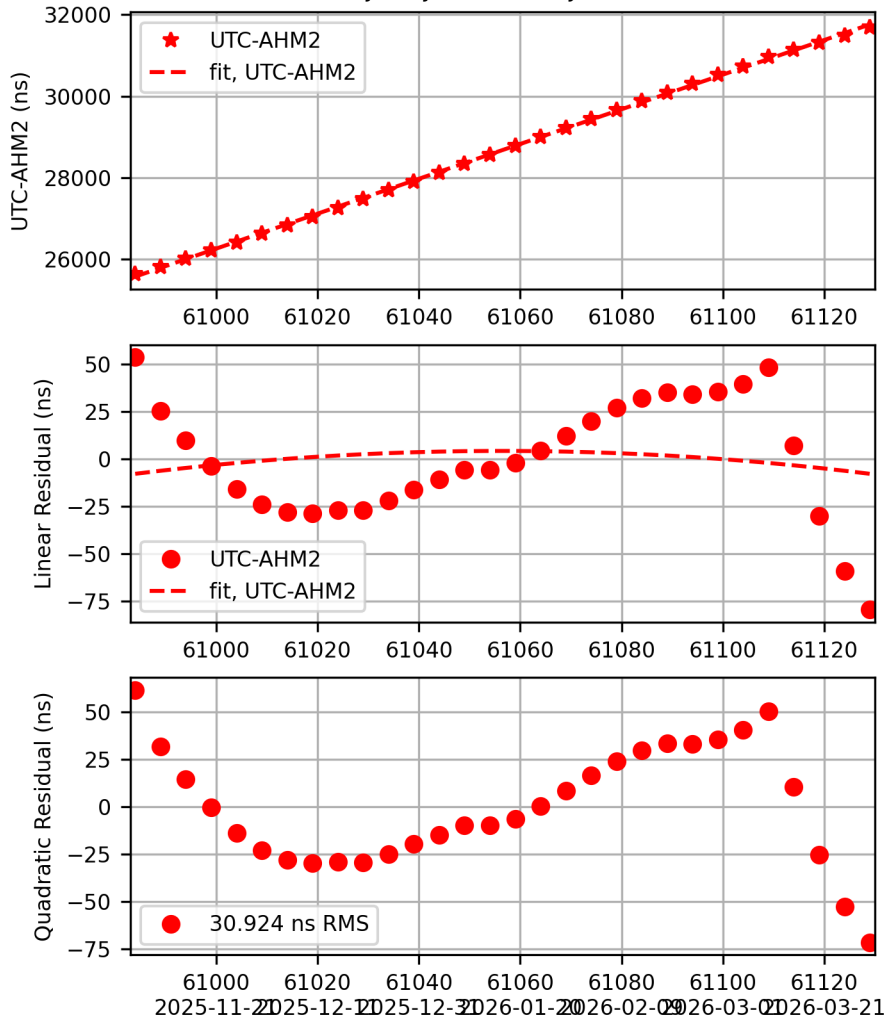
Clock Rates - Summary

Clock rates as reported by the BIPM in the monthly r-report.

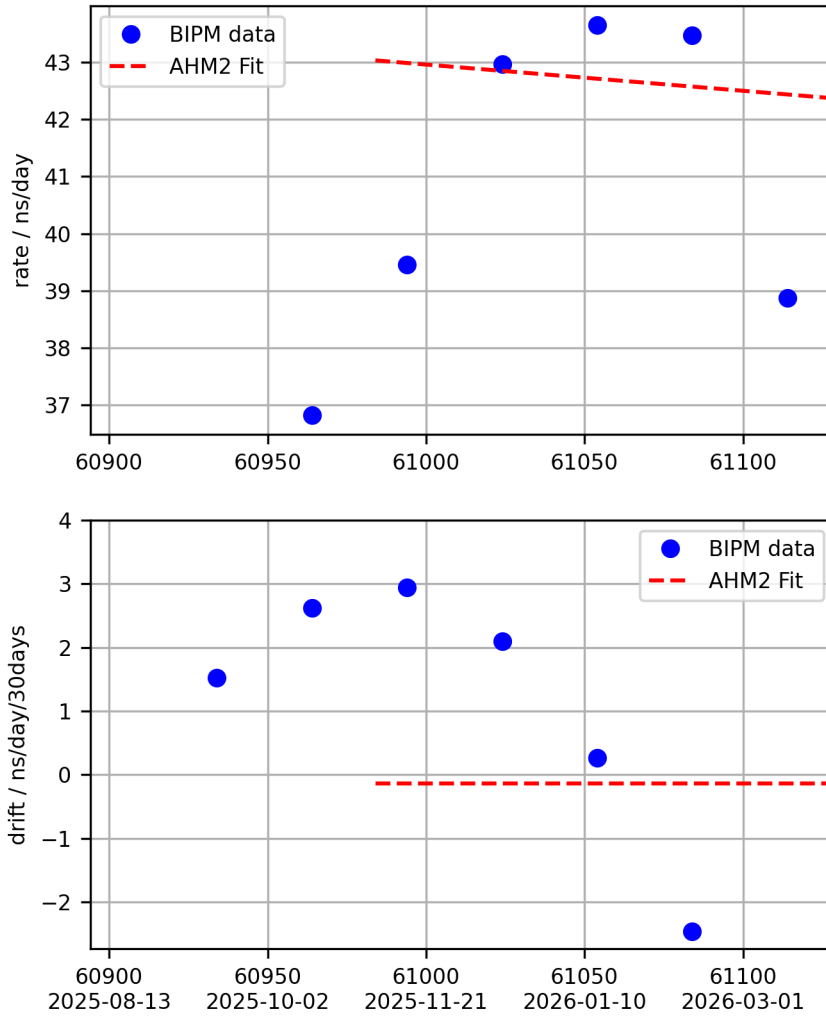


UTC - AHM2 Fit

UTC-AHM2 (2026-04-15 / 61145)
 $x \text{ (ns)} = 31760.875 + 42.370 *d + -0.0023 *d*d$
 $y = -4.90392e-13 + 5.32066e-17 *d$
 $d = (\text{mjd}-\text{mjd0}) \text{ with mjd0} = 61129$

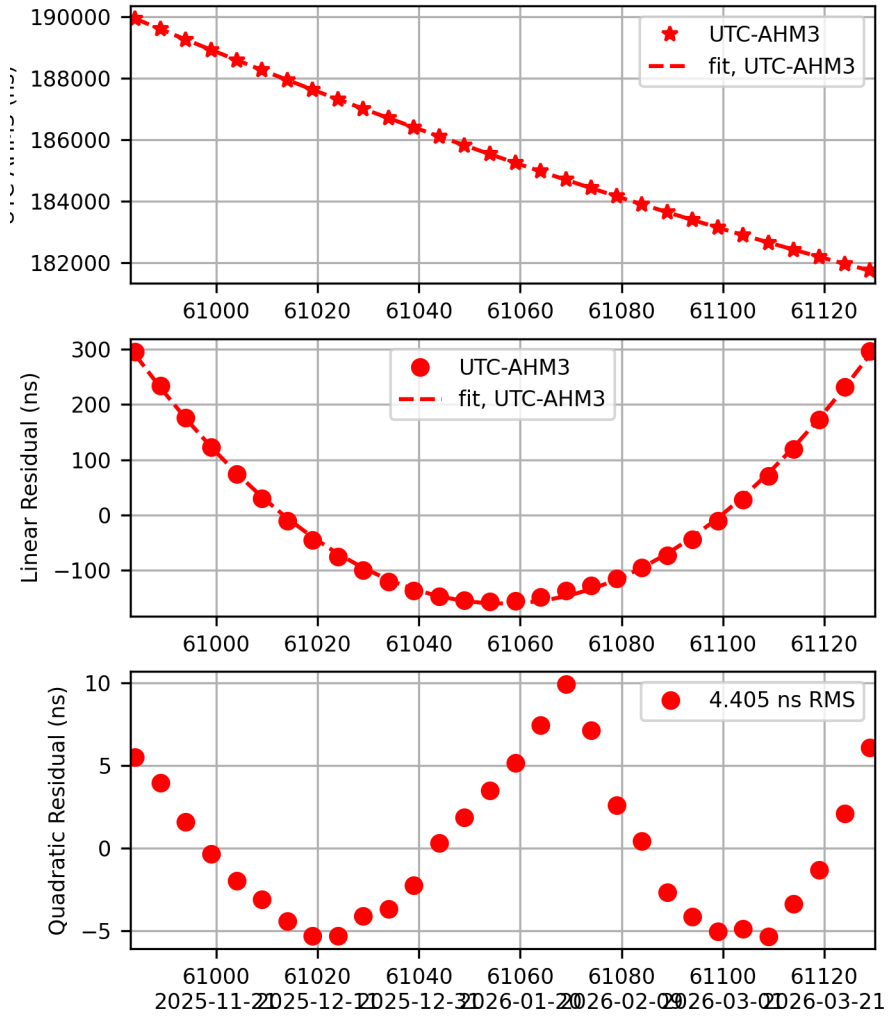


AHM2 Rate and Drift

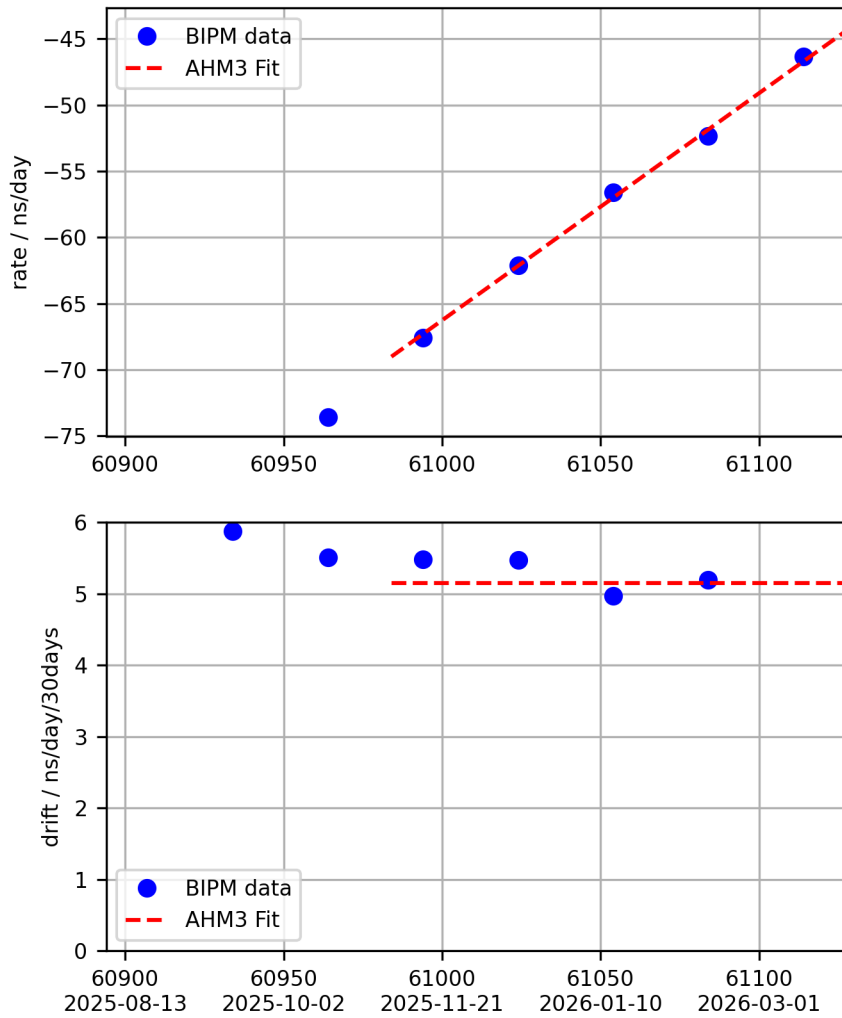


UTC - AHM3 Fit

UTC-AHM3 (2026-04-15 / 61145)
 $x \text{ (ns)} = 181739.329 + -44.128 *d + 0.0858 *d*d$
 $y = 5.10737e-13 + -1.98678e-15 *d$
 $d = (\text{mjd}-\text{mjd0}) \text{ with mjd0} = 61129$

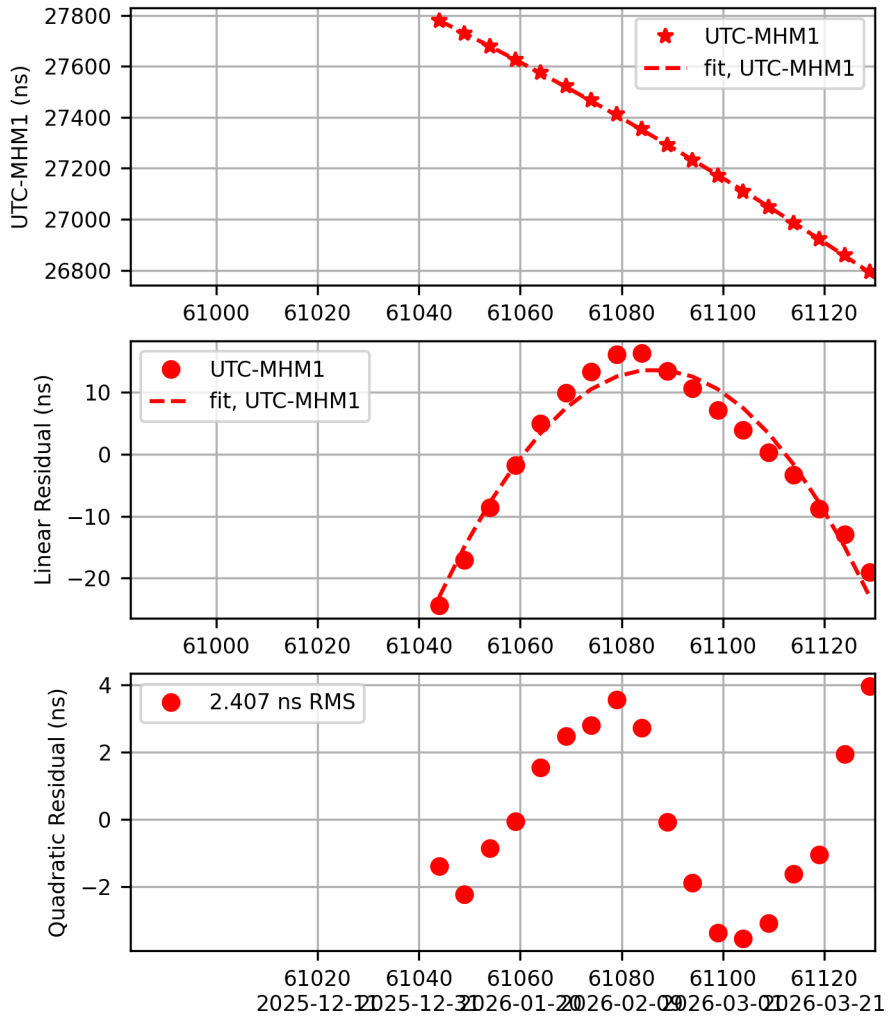


AHM3 Rate and Drift

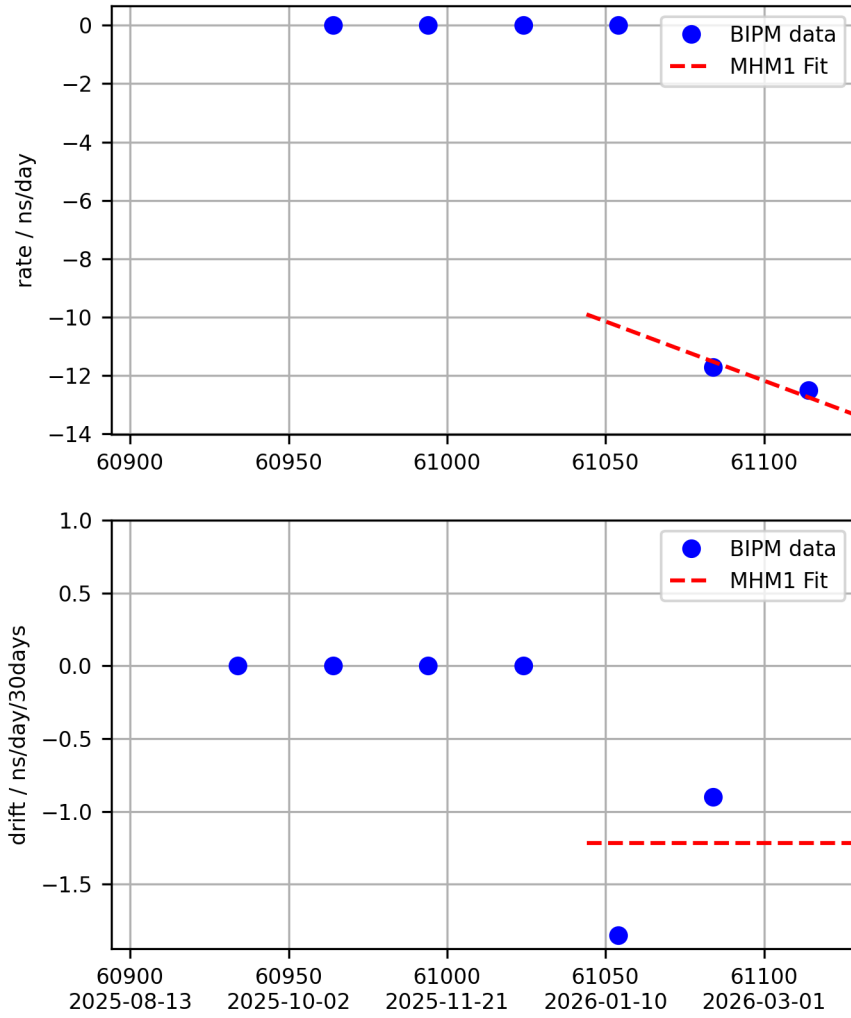


UTC - MHM1 Fit

UTC-MHM1 (2026-04-15 / 61145)
 $x \text{ (ns)} = 26790.431 + -13.364 *d + -0.0203 *d*d$
 $y = 1.54674e-13 + 4.70267e-16 *d$
 $d = (\text{mjd}-\text{mjd0}) \text{ with mjd0} = 61129$

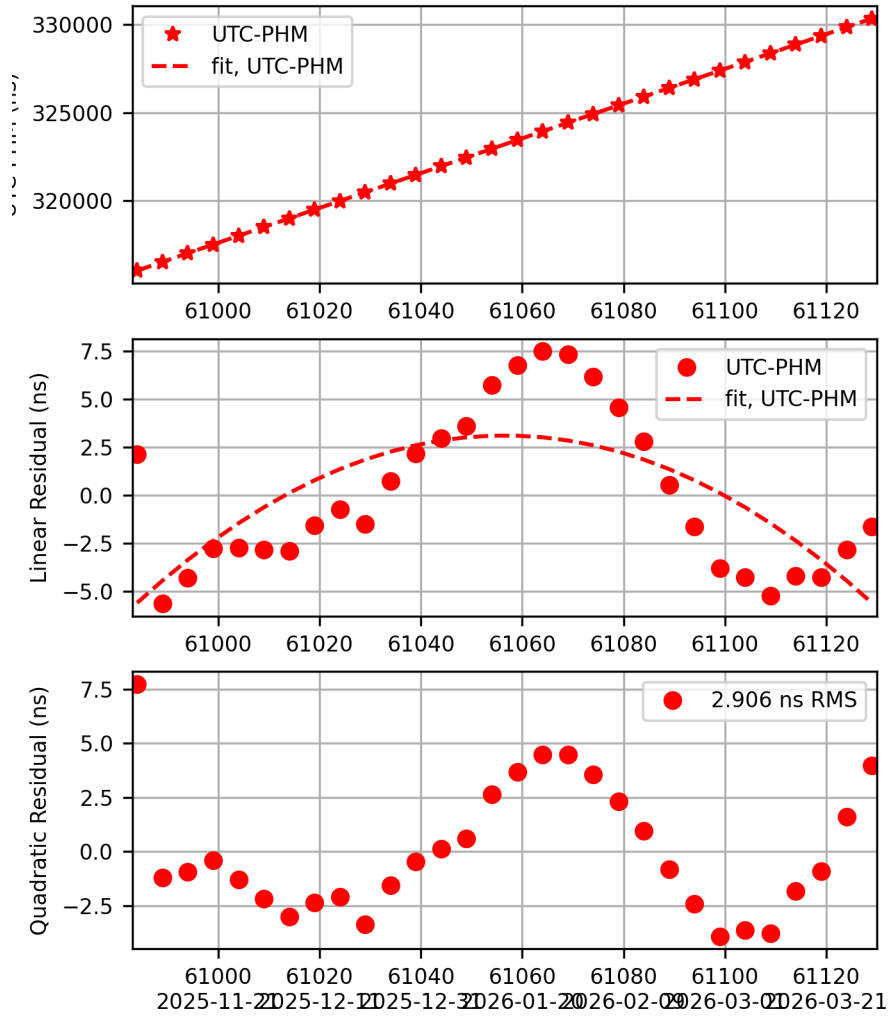


MHM1 Rate and Drift

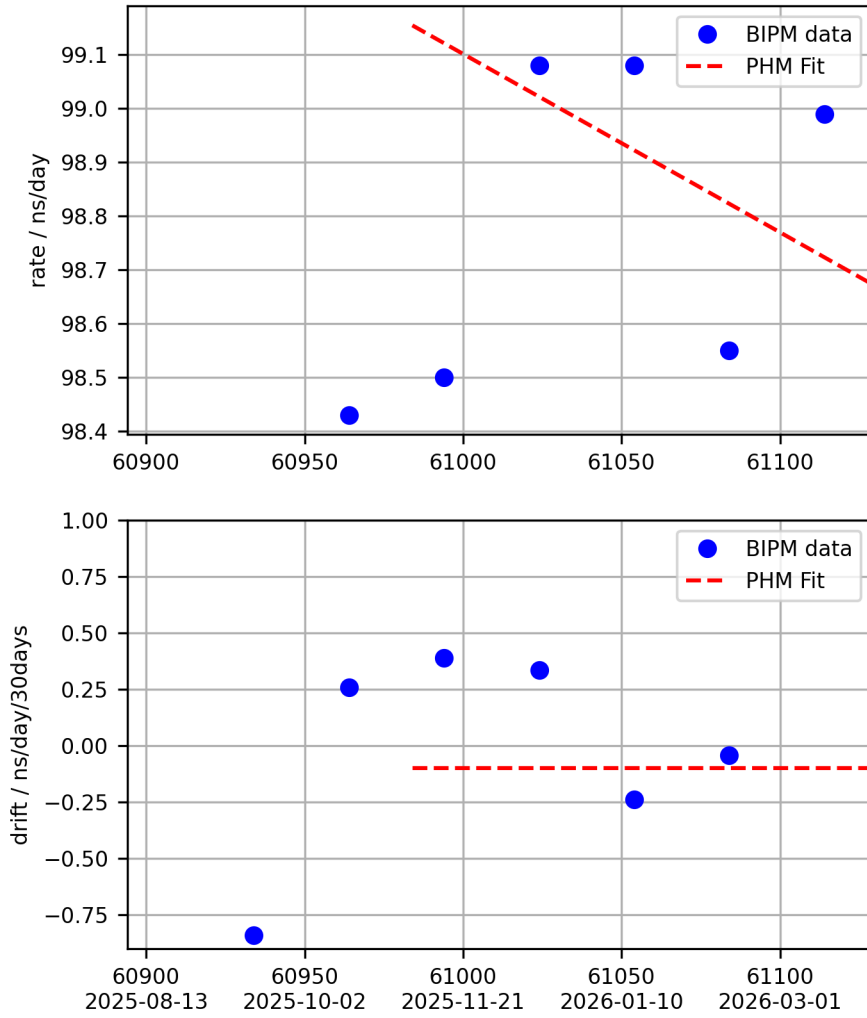


UTC - PHM Fit

UTC-PHM (2026-04-15 / 61145)
 $x \text{ (ns)} = 330352.213 + 98.674 * d + -0.0017 * d*d$
 $y = -1.14206e-12 + 3.84025e-17 * d$
 $d = (\text{mjd} - \text{mjd0}) \text{ with mjd0} = 61129$

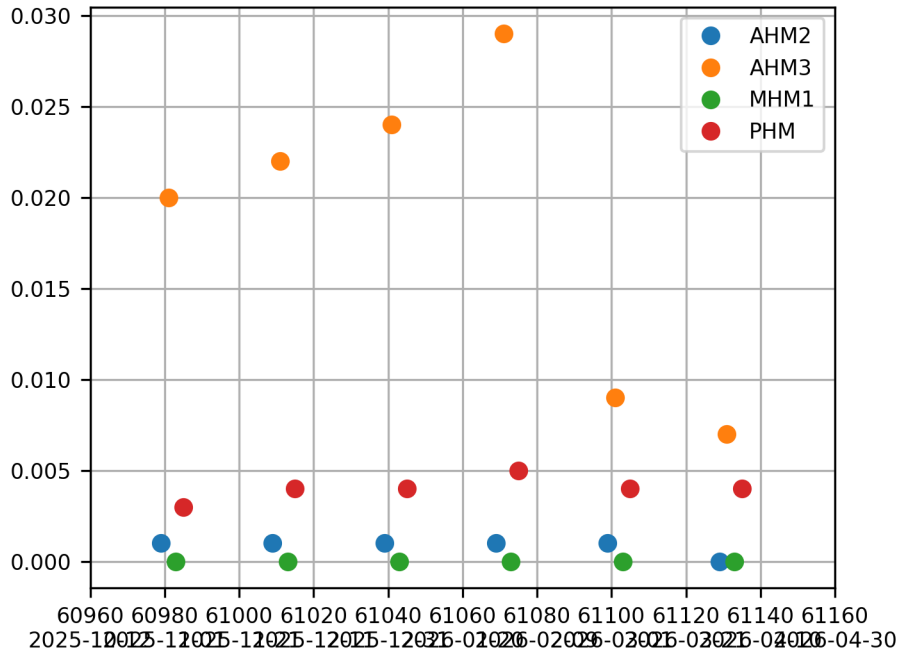


PHM Rate and Drift



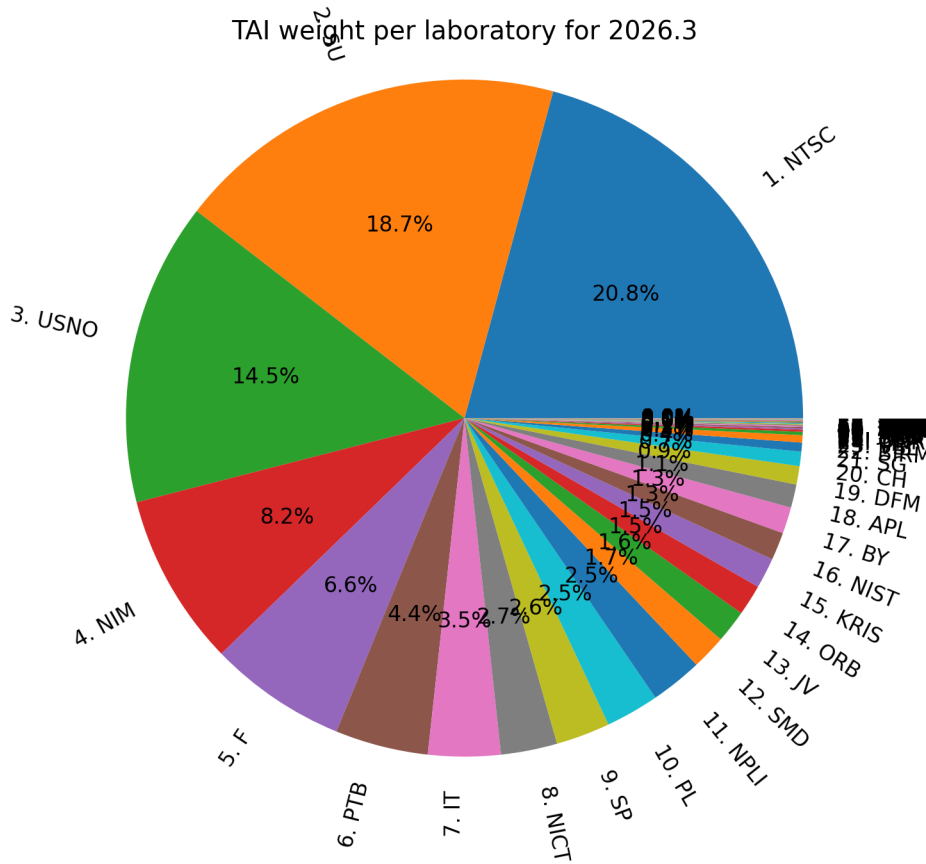
VTT MIKES Clock Weights

RELATIVE WEIGHTS (IN PERCENT) OF THE CLOCKS FOR INTERVALS OF ONE MONTH ENDING AT THE GIVEN DATES



Clock Weights per Laboratory

Relative TAI Weight per laboratory



Weight-file for 2026.03
 Number of clocks 419
 Number of labs 68
 Number of clock types 13
 Sum of weights per lab 100.022, Sum of weights per clock type 100.022
 Weight Clock Type
 0.702 35 MICROSEMI 5071A HIGH PERFORMANCE TUBE.
 58.564 40 UNSPECIFIED HYDROGEN MASER
 34.476 41 HYDROGEN MASER
 0.065 36 MICROSEMI 5071A LOW/STANDARD PERFORMANCE TUBE
 0.000 18 MICROSEMI Cs 4000
 0.000 22 OSCILLOQUARTZ OSA 3230B/3235B
 0.052 32 OSCILLOQUARTZ OSA 3300-SHP
 0.000 44 Other clocks
 0.000 37 OSCILLOQUARTZ OSA 3300
 0.019 42 Commercial Rubidium clock
 0.006 38 Chengdu Spaceon Electronics Company TA1000
 6.130 93 GROUND-STATE HYPERFINETRANSITION OF 87 Rb
 0.008 92 GROUND-STATE HYPERFINE TRANSITION OF 133 Cs

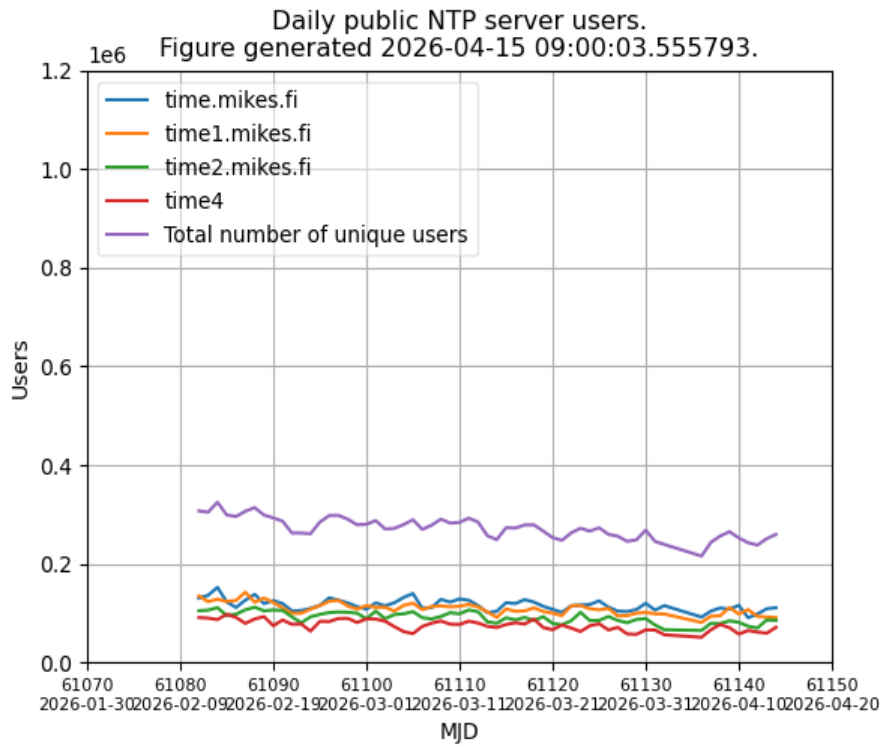
UTC(MIKE) Atomic Bulletin 2026-04

Rank Weight Lab

1 20.786 NTSC
2 18.746 SU
3 14.482 USNO
4 8.250 NIM
5 6.574 F
6 4.445 PTB
7 3.457 IT
8 2.686 NICT
9 2.585 SP
10 2.546 PL
11 2.472 NPLI
12 1.656 SMD
13 1.566 JV
14 1.466 ORB
15 1.461 KRIS
16 1.325 NIST
17 1.259 BY
18 1.114 APL
19 0.877 DFM
20 0.686 CH
21 0.429 SG
22 0.348 BIRM
23 0.160 VSL
24 0.099 TL
25 0.067 ONRJ
26 0.061 ESA
27 0.058 ROA
28 0.049 SCL
29 0.041 TP
30 0.034 KZ
31 0.031 JATC
32 0.029 MSL
33 0.023 BEV
34 0.022 NPL
35 0.016 IMBH
36 0.014 NIMT
37 0.013 DTAG
38 0.011 MIKE
39 0.010 VMI
40 0.009 HKO
41 0.009 INPL

NTP Usage Statistics

Number of unique IPv4 addresses using our public NTP-servers.



End of Bulletin.